



INDUSTRIAL CATALOGUE

V.7

Ph: 1300 55 22 33













www.ehi.com.au



PRODUCTS
PERFORMANCE
PEOPLE

HARDWARE AND INDUSTRIAL WHOLESALERS

CATALOGUE CONTENTS

	SECTION	PAGE NO
 ABOUT EHI	INTRO	III
 CASTORS	01	03
 WHEELS	02	33
 CONVEYORS & GAS SPRINGS	03	45
 MATERIALS HANDLING	04	51
 STORAGE & BOXES	05	61
 ABRASIVES & WIRE BRUSHES	06	75
 HAND TOOLS	07	89
 SPRAYERS	08	127
 KEY STEEL AND SHIM	09	131
 LIGHTING	10	137
 OIL HANDLING & RUST PREVENTION	11	141

SECTION CONTENTS

ABOUT EHI	III
WHEEL MATERIAL.	V
LOAD CAPACITY.	VI
BEARING TYPES.	VII
BRAKE TYPES	VIII



OUR INDUSTRIAL DIVISION

Our Industrial team is comprised of professionals who understand the needs of manufacturers, distributors and the Industrial consumer.

Our ever-broadening range of Materials Handling Products and International Tool Brands is paving the way for future growth for EHI and its partners.

Constant consultation with the market ensures that we continue to deliver what our customers and partners require.

QUALITY PRODUCT OFFERINGS

- Castors & Wheels
- Gas Springs
- Conveyors
- Materials Handling
- Abrasives & Wire Brushes
- Hand Tools
- Sprayers
- Key Steel & Shims
- Lighting
- Oil Cans & Reducteur



BRANDS YOU CAN COUNT ON

easyroll

easybeam

MOVE IT

GEDORE
TOOLS FOR LIFE

sit
SIT
SIT
SIT

ROCKETTM

NUPLA
EST. 1958
MADE IN GERMANY

GDM

REDUCTEUR
H-72

KNAACK
JOBSITE STORAGE EQUIPMENT

Bansbach
easylift

PRECISION BRAND

Rope RATCHET
Makes Tie-Downs a Breeze

CESCO

FASTY
QUALITY OF SWEDEN

Fischer
Plastic Products Pty Ltd.



WHO WE ARE

Our expert team works with our international affiliates to consistently supply our partners and customers with quality, leading-edge products at value for money prices.

We have warehouses and sales offices strategically placed throughout Australia and New Zealand to ensure that our network can efficiently satisfy the increasing demands of industry.

OUR MISSION

Continuous provision of an extensive range of quality products and an exemplary service to Hardware and Industrial stakeholders.

OUR VISION

To bring to the market a range of products that are aligned with the needs of our customers.

We will continually aspire to build strong, long-standing relationships with our distributors and direct customers.

WHEEL MATERIAL

When selecting a wheel for your application, there are a number of matters that require consideration. Factors such as the required load capacity, the surface they're going to be used on, the desired ride quality and frequency of use, all play an important part in the final wheel selection.

Our knowledgeable sales team are happy to help you make the right choice for your application.

	Shock Absorbency	Load Capacity	Push Effort	Floor Protection	Durability	Typical Surfaces	Comments
Polyurethane 	Good	Excellent	Good	Good	Good	All surfaces, irregular	Best all round choice
Grey Rubber 	Excellent	Good	Fair	Excellent	Good	Quality flooring, quiet or clean areas	Good protection for floor & loads
Blue Rubber 	Excellent	Good	Fair	Excellent	Good	Quality flooring, rougher surfaces	Highest shock absorbency
Black Rubber 	Excellent	Good	Fair	Good	Fair	Industrial areas, concrete	Good shock protection on industrial floors
Pneumatic 	Excellent	Fair	Poor	Excellent	Good	Outdoor, irregular or unsealed	Best over irregular surfaces. Highest resilience
Nylon 	Fair	Excellent	Excellent	Fair	Good	Smooth concrete	Strong & economical. May be noisy
Cast Iron 	Poor	Excellent	Excellent	Poor	Excellent	Oven floors, outdoors / unsealed, broken glass	Strong & hard wearing. Best for high temperature. May damage flooring

LOAD CAPACITY

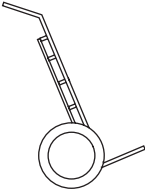
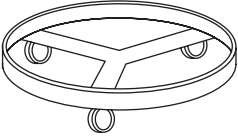
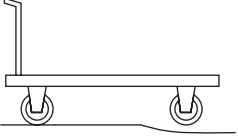
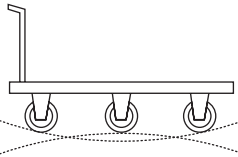
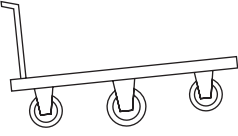
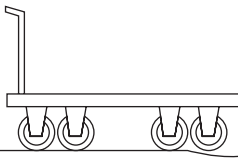
Load capacity is perhaps the most important consideration when selecting the correct castor or wheel. If the capacity of the selected item is too low, the castor may fail, causing damage or injury.

The load capacity of the castors and wheels in this catalogue relates to the amount that each castor or wheel will carry, on an average floor at speeds up to 4 km/h.

When fitting these to a trolley, the load carrying capacity of the trolley is not simply the sum of the capacities of the castors fitted. It varies significantly relative to the number of castors/wheels and mounting arrangement selected.

TOTAL LOAD: The total load is the amount of weight the castor or wheel must support. It consists of the weight of the physical trolley plus the amount of weight the trolley will be required to carry.





TOTAL LOAD = Weight of Trolley + Carrying Capacity of Trolley

<p>Two Wheel Trolley</p> 	<p>This type of construction requires the two main wheels or castors to carry almost 100% of the load at all times. The load is normally distributed 50:50 across the two wheels, however, uneven ground may increase the load on one wheel to approximately 65:35.</p> <p>Recommended Load Capacity per Wheel = 65% of TOTAL LOAD. (i.e. If TOTAL LOAD = 100Kg, each wheel should have a minimum load capacity of 65Kg)</p>
<p>Three Wheel Trolley</p> 	<p>Common on drum dollies and plant pot holders, three wheel trolleys will have all wheels on the ground at all times, even over uneven ground. Three wheel trolleys may become unstable when a tall item is supported and a side load is applied in a direction 'between' two castors. If this happens, the total load will be applied to only two castors.</p> <p>Recommended Load Capacity per Castor = 50% of TOTAL LOAD. (i.e. If TOTAL LOAD = 100kg, each castor should have a minimum load capacity of 50kg)</p>
<p>Four Wheel Trolley</p> 	<p>By far the most common style, four wheel trolleys are inherently stable. In general use, on a level floor and with an evenly distributed load on the trolley tray, each castor is loaded at 25% of the total load. However, when on an uneven floor, one castor may lose contact with the floor and the total load will be carried by only three castors.</p> <p>Recommended Load Capacity per Castor = 35% of TOTAL LOAD. (i.e. If TOTAL LOAD = 100kg, each castor should have a minimum load capacity of 35kg)</p>
<p>Six Wheel Trolley</p> 	<p>In this design, the trolley is fitted with six wheels that are all in contact with the floor. This design is very good at carrying higher total loads (than a standard four wheel trolley) on level floors where each castor is only loaded to 17% of the total load. However, this design suffers when used over convex or concave floors. Convex floors (hill shaped) will force the trolley to 'rock' on just the central pair of castors while a concave floor forces the central pair of castors to lift free of the floor.</p> <p>Recommended Load Capacity per Castor (level floors only) = 25% of TOTAL LOAD. (If using over concave/convex floors, a 'Six Wheel - Rocking' configuration is recommended)</p>
<p>Six Wheel - Rocking</p> 	<p>This special design has castors mounted at different heights. Usually, the central pair of fixed castors or wheels are 12mm to 25mm 'higher' than the corner castors. This causes the trolley to 'rock' or sit in a non level position. Very good for manoeuvrability but requires higher capacity castors to other designs.</p> <p>Recommended Load Capacity per Castor (centre) = 50% of TOTAL LOAD.</p> <p>Recommended Load Capacity per Castor (corners) = 35% of TOTAL LOAD.</p>
<p>Multi Wheel Trolley</p> 	<p>Where the trolley does not fit into any of the above categories, the following general formula can be used to help determine the correct load capacity.</p> <p>Recommended Load Capacity per Wheel = (125% of TOTAL LOAD) ÷ (number of castors fitted) i.e. If TOTAL LOAD = 1,000kg and the trolley has 10 castors fitted then each castor should have a minimum load capacity of 1250kg ÷ 10 = 125kg each.</p>

BEARING TYPES

The type of wheel bearing has a significant influence on the operating properties of a castor upon which it is fitted, which in turn affects the mobility of the equipment.

Wheel bearings must meet the most varied requirements, such as load capacity, duration of use, environmental influences, resistance to impact shock, resistance to rolling and resistance to weather etc.

<p>Plain Bearing</p> 	<p>Plain bearings consist of a bearing shell solidly connected with the wheel. The wheel turns around the axle tube bolted to the housing.</p> <p>Wheels made of polyamides have gained general acceptance for this form of bearing, due to the material's natural lubricating properties.</p> <p>Plain bearings are used traditionally for transport equipment that will not be moved much. Under normal conditions plain bearings are maintenance free and corrosion-resistant.</p>
<p>Roller Bearing</p> 	<p>Roller bearings consist of steel or stainless steel needle rollers that are positioned in a cage. These rollers roll between the axle tube and the wheel hub. Since, in turning around the axle, no sliding friction but rather rolling friction occurs, the resistance to rolling of the bearing is relatively low, even at high loads.</p> <p>Roller bearings are resistant, robust and low maintenance.</p>
<p>Unground Ball Bearing</p> 	<p>Ball bearings are compact, simple bearing units. They consist of a moulded sheet metal housing, in which balls roll between the inner and outer rings and which has an elongated axle unit.</p>
<p>Precision Bearing</p> 	<p>Precision ball bearings consist of balls that run between a tempered inside and outside ring. Even under extreme loads and at high speeds, this bearing demonstrates very good operating properties.</p> <p>These bearings meet the most stringent demands for load capacity, resistance to environmental influences and easy running.</p> <p>Due to the bearings being sealed, life-long lubrication can be guaranteed even under extreme environmental conditions.</p> <p>When used at very high load capacities, the single-row deep-groove ball bearing is usually replaced with tapered precision bearings to enhance resistance to side loads.</p>

BRAKE TYPES

Taking a supermarket trolley up a travelator, pushing a hospital bed down a corridor or leaving an industrial trolley on an inclined floor, are all examples of where there would be a benefit in fitting brakes or directional locks to the apparatus being pushed.

Brakes do more than just hold an item stationary, a directional lock brake can help to push a trolley in a straight line down a busy corridor and a travelator brake activates automatically when a shopping trolley enters a travelator.

<p>A - No Brake</p> 	<p>No braking mechanism is fitted to these castors.</p> <p>Throughout this catalogue, most castors that are not fitted with any type of brake have the character 'A' as the fourth character of their product code.</p>
<p>D - Directional Lock</p> 	<p>A directional lock brake does not stop rotation of the wheel. Instead, a directional lock brake will allow the castor to swivel until the direction the wheel is facing is parallel to the unit.</p> <p>Once the castor has swivelled to this point, the brake stops all swivelling action and forces the castor to track in a straight line.</p>
<p>W - Wheel</p> 	<p>When a wheel brake is applied, it only stops the rotation of the wheel. The castor is still able to swivel freely.</p> <p>Special caution should be noted, that wheel braked castors should never be fitted to a bench or table containing power tools or cutting instruments as a wheel brake castor can allow the table to move to a distance equal to twice the castor's offset, which on a 200mm castor may mean that, even with the brakes on, a table could move 100mm to 150mm without warning.</p>
<p>T - Total Lock</p> 	<p>When the total lock brake is applied, it stops both the swivel action and the wheel rotation.</p> <p>This is the safest of all brake types.</p>
<p>Central Locking</p> 	<p>Functionally the same as a standard total lock and directional lock brake, this special variation is only found on hospital bed castors. These castors are interconnected by hexagonal steel bar so that when the brake is applied, all castors brake at the same time.</p> <p>Hospital beds often use different types of brake castors fitted to each corner of the bed. One of these castors actually has three braking functions; total lock + no brake + directional lock.</p>
<p>Travelator</p> 	<p>The travelator brake is a special brake specifically for supermarket trolleys. The brake is designed to stop the trolley moving when travelling up or down on the travelator.</p> <p>These brakes operate in a number of different ways. Some have sliding disks that slip into the channels of the travelator floor. Others have a fixed brake pad and ribbed tyres (pictured). When the ribbed tyres fall into the channels on the travelator floor, the weight of the trolley is suspended by the brake pad.</p>

01 CASTORS

SECTION CONTENTS

F1 SERIES FURNITURE CASTORS	01-3
FURNITURE CASTORS ADAPTORS	01-3
DECORATIVE CASTORS	01-4
L ANGLE CASTORS	01-4
G1 SERIES BOLT HOLE	01-5
G1 SERIES PLATE	01-5
G2 SERIES BOLT HOLE	01-6
G2 SERIES PLATE	01-6
G6 SERIES BOLT HOLE	01-7
G6 SERIES – PLATE	01-8
H6 SERIES – THREADED STEM	01-9
i1 SERIES – PLATE	01-9
i2 SERIES – PLATE	01-10
i4 SERIES – BOLT HOLE	01-10
i4 SERIES – PLATE	01-11
i6 SERIES – BOLT HOLE	01-12
i6 SERIES – PLATE	01-13
i3 SERIES – PLATE	01-14
J2 SERIES – PLATE	01-15
J3 SERIES – PLATE	01-16
J7 SERIES – PLATE	01-17
TG SERIES – PLATE	01-18
TH SERIES – PLATE	01-19
X1 SERIES – PLATE	01-20
G7 SERIES – BOLT HOLE – STAINLESS	01-21
G7 SERIES – PLATE – STAINLESS	01-22
S5 SERIES – PLATE – STAINLESS	01-23
HIGH TEMPERATURE CASTORS	
ZINC AND STAINLESS STEEL	01-24
PNEUMATICS CASTORS	01-25
V-GROOVE CASTORS	01-25
SCAFFOLD CASTORS	01-26
SPRING LOADED GATE CASTOR	01-27
LARGE GATE CASTOR	01-27
L SHAPE – CORNER BUFFER	01-28
ROTARY – BUFFER	01-28
FLOOR LOCKS.	01-28
EXPANDING ADAPTORS	01-29
BANSBACH GAS SPRINGS.	01-30

easyroll

MOVE IT

Bansbach
easylift

CASTORS

F1 SERIES FURNITURE CASTORS

Description:

- An economical castor ideal for light duty applications.
- Zinc plated steel mounting plates and pintles ensure a secure fixing.



Capacities: 50kg - 60kg

The F1's simple design and affordability make it ideal for:

- Small furniture
- Night tables
- Side tables and chairs
- Sales counters
- Entertainment units
- White boards
- Small trolleys
- Beds and Over-bed tables
- Kitchen benches
- Other general furniture

WHEEL DIAMETER (MM)	LOAD CAPACITY (KG)	OVERALL HEIGHT (MM)	MOUNTING	MOUNTING DIMENSIONS	SWIVEL	SWIVEL + BRAKE	INNER QTY
50	50	58	Stem	Socket	F11A75G50	F11W75G50	1
50	50	64	Plate	OD 38 x 38 HC 25 x 25	F12A75G50	F12W75G50	1
50	50	58	Threaded Stem	3/8" WHT	F14A75G50	F14W75G50	1
50	50	58	Threaded Stem	5/16" WHT	F15A75G50	F15W75G50	1
50	25	57	Circlip	11mm Dia	*15062	NA	5
50	50	130	Threaded Bed Leg	5/16"	*15318	N/A	10
50	50	130	Threaded Bed Leg	3/8"	*15319	N/A	10
75	60	78	Stem	Socket	*F11A74G75	*F11W74G75	1
75	60	78	Threaded Stem	3/8" WHT	*F14A74G75	*F14W74G75	1

*Special order only

*Must be purchased in inner quantities

FURNITURE CASTORS ADAPTORS

ROUND AND SQUARE ADAPTORS		
Suit Tube OD (mm)	Tube Type	Product Code
19	Round	AF1R19
19	Square	AF1S19
25	Round	AF1R25
25	Square	AF1S25



CASTORS

DECORATIVE CASTORS

Capacities: 50kg - 100kg


Description:

- An economical castor ideal for light duty applications.
- Decorative and stylish ideal for retail or home applications.



Ideal for:

- Small furniture
- Night tables
- Side tables
- Sales counters
- Entertainment units
- Kitchen benches
- Other general furniture

WHEEL DIAMETER (MM)	TREAD WIDTH (MM)	TYRE MATERIAL	LOAD CAPACITY (KG)	OVERALL HEIGHT (MM)	PLATE SIZE (MM)	HOLE CENTRES (MM)	SWIVEL	FIXED	SWIVEL + BRAKE	INNER QTY
50	23	 Polycarbonate	50	70	60 x 60	43 x 43	N/A	†15870	†15873	4
75	27.5		75	100	60 x 60	43 x 43	N/A	†15871	†15874	4
100	32		100	134	76 x 76	55 x 55	N/A	†15872	†15875	4

†MUST BE PURCHASED IN INNER QUANTITIES

L ANGLE CASTORS

Capacity: 40kg

Description:

- An economical castor ideal for light duty applications.
- Decorative and stylish ideal for retail applications.
- Comes in Barcoded polybag sell format.
- Packs of 2 (2 Brake or 2 Swivel).



Ideal for:

- Racks
- Display cabinets
- Sales counters
- Kitchen island benches

WHEEL DIAMETER (MM)	TREAD WIDTH (MM)	BRACKET TYPE	LOAD CAPACITY (KG)	OVERALL HEIGHT (MM)	PLATE SIZE (MM)	HOLE SIZE (MM)	SWIVEL	SWIVEL + BRAKE	INNER QTY
50	18	Angle Bracket	40	71	35x35x54	15	†15200	†15201	5

†Must be purchased in inner quantities

CASTORS

G1 SERIES BOLT HOLE

Description:

- Attractive light duty castor with a bright zinc finish.
- Suited to a variety of shopfitting, display, furniture and equipment uses.
- Double headset bearing for strength and a smooth swivelling action.




Capacities: 40kg - 55kg

G1 series is ideal for:

- Racks and display cabinets
- Sales counters
- Home and office furniture
- Kitchen island benches
- Medical furniture



Refer to page 01-29 for expanding adaptor options.

WHEEL DIAMETER (MM)	TREAD WIDTH (MM)	TYRE MATERIAL	LOAD CAPACITY (KG)	OVERALL HEIGHT (MM)	BH/ BOLT SIZE	BOLT HOLE		BOLT FITTED	
						SWIVEL	SWIVEL + BRAKE	SWIVEL	SWIVEL + BRAKE
50	18		40	72	M10	G10A33G50-V2	G10W33G50-V2	G14A33G50-V2	G14W33G50-V2
75	24		55	100		G10A33G75	G10T33G75	G14A33G75	G14T33G75
100	24		55	122		G10A33G100	G10T33G100	G14A33G100	G14T33G100

G1 SERIES PLATE

Description:



- Attractive light duty castor with a bright zinc finish.
- Suited to a variety of shopfitting, display, furniture and equipment uses.
- Double headset bearing for strength and a smooth swivelling action.



Capacities: 40kg - 100kg

G1 series is ideal for:

- Racks and display cabinets
- Sales counters and home furniture
- Chairs
- Kitchen island benches
- Beds
- Medical furniture
- Office furniture

WHEEL DIAMETER (MM)	TREAD WIDTH (MM)	TYRE MATERIAL	LOAD CAPACITY (KG)	OVERALL HEIGHT (MM)	PLATE SIZE (MM)	HOLE CENTRES (MM)	SWIVEL	FIXED	SWIVEL + BRAKE	INNER QTY
50	18		40	66	51 x 41	38 x 27	G12A33G50	G13A33G50	G12W33G50	N/A
75	24		55	98	60 x 60	46 x 46	G12A33G75	G13A33G75	G12T33G75	N/A
100	24		55	120			G12A33G100	G13A33G100	G12T33G100	N/A
50	22		50	70	60 x 60	43 x 43	*15851	*15850	*15852	5
100	32		100	134	76 x 76	55 x 55	G12A20G100	G13A20G100	G12T20G100	N/A

*Must be purchased in inner quantities

CASTORS

G2 SERIES BOLT HOLE

Description:



- The twin wheel design allows good manoeuvrability over most surfaces.
- Equipped with a double headset bearing for a smooth swivelling action.



Capacities: 70kg - 90kg

With its stylish design and bright zinc finish the G2 series is ideal for:

- Racks
- Display cabinets
- Sales counters
- Chairs
- Kitchen island benches
- Beds
- Medical furniture
- Office furniture
- Patient lifters

WHEEL DIAMETER (MM)	TREAD WIDTH (MM)	TYRE MATERIAL	LOAD CAPACITY (KG)	OVERALL HEIGHT (MM)	BH/ BOLT SIZE	BOLT HOLE		BOLT FITTED	
						SWIVEL	SWIVEL + BRAKE	SWIVEL	SWIVEL + BRAKE
50	17*2	 Nylon	70	72	M10	G20A00G50	G20W00G50	G24A00G50A	G24W00G50A
50	18*2	 Rubber	70	72	M10	G20A33G50	G20W33G50	G24A33G50A	G24W33G50A
75	25*2		90	98	M12	G21A33K75	G21T33K75	G24A33K75A	G24T33K75A

G2 SERIES PLATE

Description:



- The twin wheel design allows good manoeuvrability over most surfaces.
- Equipped with a double headset bearing for a smooth swivelling action.
- High load capacity with a low overall height.



Capacity: 70kg

With its stylish design and bright zinc finish the G2 series is ideal for:

- Racks
- Display cabinets
- Sales counters
- Chairs
- Kitchen island benches
- Beds
- Medical furniture
- Office furniture
- Patient lifters

WHEEL DIAMETER (MM)	TREAD WIDTH (MM)	TYRE MATERIAL	LOAD CAPACITY (KG)	OVERALL HEIGHT (MM)	PLATE SIZE (MM)	HOLE CENTRES (MM)	SWIVEL	SWIVEL + BRAKE
50	17*2	 Nylon	70	72	60 x 60	43 x 43	G22A00G50	G22W00G50
50	18*2	 Rubber	70	72	60 x 60	43 x 43	G22A33G50	G22W33G50

CASTORS

G6 SERIES BOLT HOLE

Description:



- Attractive sleek design with bright zinc finish.
- Double headset bearings for added strength, long life and smooth swivelling action.
- Headset seals protect bearings from dust and other foreign matter.
- Rugged glass filled nylon brake assembly.
- Colour coded pedals (Total brake - red, direction lock - green).
- Non-marking rubber and urethane wheels come standard with sealed precision bearings, which reduce rolling resistance and noise.
- These high quality, institutional castors are versatile and built to last.

Capacities: 80kg - 120kg

G6 series is ideal for:

- Medical trolleys and equipment
- Hospital beds
- Medicine trolleys
- Food delivery trolleys
- Display and shop fitting equipment
- Commercial and domestic furniture



WHEEL DIAMETER (MM)	TREAD WIDTH (MM)	TYRE MATERIAL	LOAD CAPACITY (KG)	OVERALL HEIGHT (MM)	BH/ BOLT SIZE	BOLT HOLE		BOLT FITTED	
						SWIVEL	SWIVEL + BRAKE	SWIVEL	SWIVEL + BRAKE
75	32		90	111	1/2" M12	G61AZ44K75	G61TZ44K75	G64AZ44K75	G64TZ44K75
100			120	134		G61AZ44K100	G61TZ44K100	G64AZ44K100	G64TZ44K100
125			130	162		G61AZ44K125	G61TZ44K125	G64AZ44K125	G64TZ44K125
150			130	184		G61AZ44K150	G61TZ44K150	G64AZ44K150	G64TZ44K150
75	32		90	111	1/2" M12	G61AZ45K75	G61TZ45K75	G64AZ45K75	G64TZ45K75
100			120	134		G61AZ45K100	G61TZ45K100	G64AZ45K100	G64TZ45K100
125			130	162		G61AZ45K125	G61TZ45K125	G64AZ45K125	G64TZ45K125
150			130	184		G61AZ45K150	G61TZ45K150	G64AZ45K150	G64TZ45K150

Direction lock also available in some sizes. Please ask your sales representative.

CASTORS

G6 SERIES - PLATE

Capacities: 80kg - 120kg



Description:

- Attractive sleek design with bright zinc finish.
- Double headset bearings for added strength, long life and smooth swivelling action.
- Headset seals protect bearings from dust and other foreign matter.
- Rugged glass filled nylon brake assembly.
- Colour coded pedals (Total brake - red, direction lock - green).
- Non-marking rubber and urethane wheels come standard with sealed precision bearings, which reduce rolling resistance and noise.
- These high quality, institutional castors are versatile and built to last.

G6 series is ideal for:

- Medical trolleys and equipment
- Hospital beds
- Medicine trolleys
- Food delivery trolleys
- Display and shop fitting equipment
- Commercial and domestic furniture



WHEEL DIAMETER (MM)	TREAD WIDTH (MM)	TYRE MATERIAL	LOAD CAPACITY (KG)	OVERALL HEIGHT (MM)	PLATE SIZE (MM)	HOLE CENTRES (MM)	SWIVEL	FIXED	SWIVEL + BRAKE
75	32	 Rubber	90	114	SWIVEL & SWIVEL + BRAKE: 93x61 FIXED: 95x70	70-76x45	G62AZ44K75	G63AZ44K75	G62TZ44K75
100			120	137.5			G62AZ44K100	G63AZ44K100	G62TZ44K100
125			130	164.5			G62AZ44K125	G63AZ44K125	G62TZ44K125
150			130	188			G62AZ44K150	G63AZ44K150	G62TZ44K150
75	32	 Urethane	90	114	SWIVEL & SWIVEL + BRAKE: 93x61 FIXED: 95x70	70-76x45	G62AZ45K75	G63AZ45K75	G62TZ45K75
100			120	137.5			G62AZ45K100	G63AZ45K100	G62TZ45K100
125			130	164.5			G62AZ45K125	G63AZ45K125	G62TZ45K125
150			130	188			G62AZ45K150	G63AZ45K150	G62TZ45K150

CASTORS

H6 SERIES - THREADED STEM

Capacities: 75kg - 110kg

Description:


- Precision bearings to minimise push effort required.
- Designed to protect the axle and bearings from hair/water.
- Durable urethane tread.



Ideal for applications such as:

- Medical trolleys and equipment
- Hospital beds
- Medicine trolleys
- Food delivery trolleys
- Electronic equipment
- Patient lifters
- Nursing home beds

Developed for use in medical and institutional applications.

WHEEL DIAMETER (MM)	TREAD WIDTH (MM)	TYRE MATERIAL	LOAD CAPACITY (KG)	OVERALL HEIGHT (MM)	BOLT SIZE (MM)	SWIVEL	SWIVEL + BRAKE
75	59	 Urethane	75	95	M12 x 25	H64A38K75	H64T38K75
100	66		100	127		H64A38K100	H64T38K100
125	76		110	152		H64A38K125	H64T38K125

I1 SERIES - PLATE

Description:


- Robust, simple industrial design.
- The large diameter, single headset bearing gives strength whilst maintaining a low overall height.



Capacities: 40kg - 120kg

Ideal for applications such as:

- Tool boxes
- Engine cranes and gearbox dollies
- Workshop equipment
- Roll pallets, trolleys, drum and floor dollies
- Vending machines and arcade games
- General materials handling equipment

WHEEL DIAMETER (MM)	TREAD WIDTH (MM)	TYRE MATERIAL	LOAD CAPACITY (KG)	OVERALL HEIGHT (MM)	PLATE SIZE (MM)	HOLE CENTRES (MM)	SWIVEL	FIXED	WHEEL BRAKE
50	19	 Nylon	40	64	SW-67 x 48 FX-69 x 44	SW-54-56 x 25 FX-54-56 x 25	I12A02G50	I13A02G50	N/A
63	23		85	78	SW-95 x 70 FX-95 x 59	SW-73-76 x 44.5 FX-73-76 x 35	I12A02G63	I13A02G63	N/A
75	25		120	94	SW-105 x 80 FX-101 x 63	SW-80-86 x 60 FX-80-86 x 35	I12A02G75	I13A02G75	I12W02G75

CASTORS

i2 SERIES - PLATE

Description:


- Strong, reliable castors which have high load capacities and abrasion resistant cast iron wheels.
- The large diameter headset bearing increases strength whilst maintaining a low overall height.
- The absence of plastic components makes them ideal for high temperature applications.
- The domed wheel design reduces rolling and swivel resistance.



Capacities: 55kg - 225kg

Ideal for applications such as:

- Industrial and mechanical equipment
- Work benches
- Dollies
- Engine hoists and jacks
- Tool boxes
- Workshop equipment
- Floor creepers
- Industrial ovens

WHEEL DIAMETER (MM)	TREAD WIDTH (MM)	TYRE MATERIAL	LOAD CAPACITY (KG)	OVERALL HEIGHT (MM)	PLATE SIZE (MM)	HOLE CENTRES (MM)	SWIVEL	FIXED
50	21	 Cast Iron	55	64	SW-68 x 48 FX-68 x 38	54 x 24	I22A16G50	I23A16G50
75	28		115	95	SW-105 x 80 FX-123 x 63	SW-86 x 60 FX-102 x 30	I22A16G75	I23A16G75
100	32		225	127	SW-130 x 102 FX-157 x 80	SW-102 x 76 FX-127 x 45	I22A16G100	I23A16G100

i4 SERIES - BOLT HOLE

Description:


- A general purpose industrial castor which is simple, reliable and economical.
- Double headset bearings for added strength.
- Robust metal brake assembly.
- Polypropylene wheels use a plain bearing to minimise cost.
- Bright zinc finish.



Capacities: 80kg - 100kg

Ideal for:

- General trolleys
- Dollies
- Stillages
- Heavy capacity shop fittings
- Medical equipment
- Catering equipment
- Roll pallets
- Materials handling equipment
- Warehouse and industrial applications

WHEEL DIAMETER (MM)	TREAD WIDTH (MM)	TYRE MATERIAL	LOAD CAPACITY (KG)	OVERALL HEIGHT (MM)	BH/ BOLT SIZE	BOLT HOLE		BOLT FITTED	
						SWIVEL	SWIVEL + BRAKE	SWIVEL	SWIVEL + BRAKE
80	32	 Polypropylene	80	108	M12	I41A00G80	I41T00G80	I44A00G80A	I44T00G80A
100	34		100	128		I41A00G100	I41T00G100	I44A00G100A	I44T00G100A

CASTORS

i4 SERIES - PLATE

Capacities: 80kg - 200kg

Description:

- Light industrial range with a sturdy and economical design.
- The polypropylene wheels are plain bearing to minimise cost and the grey rubber castors are fitted with precision bearings for a smooth rolling action (roller bearings for 160mm & 200mm).
- Double headset bearings for added strength.
- Robust metal brake assembly.
- Headset seals come as standard.
- Bright zinc finish.

Ideal for:

- General trolleys
- Dollies
- Stillages
- Heavy capacity shop fittings
- Medical equipment
- Catering equipment
- Roll pallets
- Materials handling equipment
- Warehouse and industrial applications



WHEEL DIAMETER (MM)	TREAD WIDTH (MM)	TYRE MATERIAL	LOAD CAPACITY (KG)	OVERALL HEIGHT (MM)	PLATE SIZE (MM)	HOLE CENTRES (MM)	SWIVEL	FIXED	SWIVEL + BRAKE
80	30	 Polypropylene	80	108	100 x 80	80 x 60	I42A00G80	I43A00G80	I42T00G80
100	34		100	128			I42A00G100	I43A00G100	I42T00G100
80	32	 Rubber	80	108	100 x 80	80 x 60	I42A34K80	I43A34K80	I42T34K80
100	32		100	128			I42A34K100	I43A34K100	I42T34K100
125	32		125	152			I42A34K125	I43A34K125	I42T34K125
160	40	 Rubber	160	193	SW- 140 x 110 FX- 146 x 107	105 x 80	I42A06R160	I43A06R160	I42T06R160H
200	50		200	232			I42A06R200	I43A06R200	I42T06R200H
100	32	 Polyurethane	100	128	SW- 100 x 80 FX- 100 x 84	80 x 60	I42A64B100	I43A64B100	I42T64B100
125	32		150	152			I42A64B125	I43A64B125	I42T64B125

CASTORS

i6 SERIES - BOLT HOLE

Capacities: 90kg - 140kg


Description:

- Double headset bearings for increased strength and improved manoeuvrability.
- Headset seals and wheel caps protect and increase the lifespan of the bearings.
- Thick steel construction allows the castors to withstand high shock loads.
- All wheels come standard with bearings and wheel guards.
- Resilient rubber wheels to prevent flat-spotting.
- Non-marking, elastic rubber tyres absorb shock loads while reducing friction and operating noise.
- Equipped with double headset bearings and sealing rings to keep out dust and debris.
- Bright zinc finish.

Ideal for such uses as:

- General trolleys
- Heavy capacity shop fittings
- Medical equipment
- Catering equipment
- Pharmaceutical equipment
- Materials handling equipment
- Warehouse and industrial applications



WHEEL DIAMETER (MM)	TREAD WIDTH (MM)	TYRE MATERIAL	LOAD CAPACITY (KG)	OVERALL HEIGHT (MM)	BH/ BOLT SIZE	BOLT HOLE		BOLT FITTED	
						SWIVEL	SWIVEL + BRAKE	SWIVEL	SWIVEL + BRAKE
75	24	 Rubber	90	111	M12	I61A15R75	I61T15R75	I64A15R75	I64T15R75
100	25		140	131		I61A15R100	I61T15R100	I64A15R100	I64T15R100
125	27		140	156		I61A15R125	I61T15R125	I64A15R125	I64T15R125

CASTORS

i6 SERIES - PLATE

Capacities: 90kg - 140kg


Description:

- Double headset bearings for increased strength and improved manoeuvrability.
- Headset seals and wheel caps protect and increase the lifespan of the bearings.
- Thick steel construction allows the castors to withstand high shock loads.
- All wheels come standard with bearings and wheel guards.
- Resilient rubber wheels to prevent flat-spotting.
- Non-marking, elastic rubber tyres absorb shock loads while reducing friction and operating noise.
- Equipped with double headset bearings and sealing rings to keep out dust and debris.
- Bright zinc finish.

Ideal for such uses as:

- General trolleys
- Heavy capacity shop fittings
- Medical equipment
- Catering equipment
- Pharmaceutical equipment
- Materials handling equipment
- Warehouse and industrial application



WHEEL DIAMETER (MM)	TREAD WIDTH (MM)	TYRE MATERIAL	LOAD CAPACITY (KG)	OVERALL HEIGHT (MM)	PLATE SIZE (MM)	HOLE CENTRES (MM)	SWIVEL	FIXED	SWIVEL + BRAKE
75	24	 Rubber	90	113	SW: 98x79 FX: 103 x 86	75-78x60	I62A15R75	I63A15R75	I62T15R75
100	25		140	133			I62A15R100	I63A15R100	I62T15R100
125	27		140	155			I62A15R125	I63A15R125	I62T15R125

CASTORS

i3 SERIES - PLATE

Capacities: 130kg - 230kg

Description:

- Double headset bearings for increased strength and improved manoeuvrability.
- Headset seals and wheel caps protect and increase the life span of the bearings.
- Thick steel construction allows the castors to withstand high shock loads.
- All wheels come standard with double precision bearings and wheel guards.

Ideal for such uses as:

- General trolleys
- Heavy capacity shop fittings
- Medical equipment
- Catering equipment
- Pharmaceutical equipment
- Materials handling equipment
- Warehouse and industrial applications



WHEEL DIAMETER (MM)	TREAD WIDTH (MM)	TYRE MATERIAL	LOAD CAPACITY (KG)	OVERALL HEIGHT (MM)	PLATE SIZE (MM)	HOLE CENTRES (MM)	SWIVEL	FIXED	SWIVEL + BRAKE
80	35	 Nylon	130	108	105 x 85	80 x 60	I32AZ48K80	I33AZ48K80	I32TZ48K80
100	35		230	128			I32AZ48K100	I33AZ48K100	I32TZ48K100
125	35		250	155			I32AZ48K125	I33AZ48K125	I32TZ48K125
80	30	 Reflex Rubber	130	108	105 x 85	80 x 60	I32AZ47K80	I33AZ47K80	I32TZ47K80
100	34		170	128			I32AZ47K100	I33AZ47K100	I32TZ47K100
125	33		200	155			I32AZ47K125	I33AZ47K125	I32TZ47K125
80	34	 Urethane	130	108	105 x 85	80 x 60	I32AZ50K80	I33AZ50K80	I32TZ50K80
100	34		230	128			I32AZ50K100	I33AZ50K100	I32TZ50K100
125	34		250	155			I32AZ50K125	I33AZ50K125	I32TZ50K125

CASTORS

J2 SERIES PLATE

Capacities: 200kg - 455kg

Medium / Heavy Industrial

- Dust sealing rings to increase the life of the bearings.
- Heavy duty fabricated construction allows castor to withstand high impact loads.
- Available with nylon, cast iron, non-marking resilient rubber, urethane and urethane on cast iron.
- Grease nipple to headset bearings.
- All wheels come with precision bearings.
- Robust brake assembly with adjustable brake.

Suitable for a wide range of applications including:

- General and stock picking trolleys.
- Dollies and stillages.
- Catering and industrial laundry equipment.



WHEEL DIAMETER (MM)	TREAD WIDTH (MM)	TYRE MATERIAL	LOAD CAPACITY (KG)	OVERALL HEIGHT (MM)	PLATE SIZE (MM)	HOLE CENTRES (MM)	SWIVEL	FIXED	SWIVEL + BRAKE
100	50		320	144	110 x 100	76-92 x 76-67	J22AZ82K100A	J23AZ82K100A	J22TZ82K100A
125			410	165			J22AZ82K125A	J23AZ82K125A	J22TZ82K125A
150			410	191			J22AZ82K150A	J23AZ82K150A	J22TZ82K150A
200			455	241			J22AZ82K200A	J23AZ82K200A	J22TZ82K200A
100	43		200	144	110 x 100	76-92 x 76-67	J22AZ83K100A	J23AZ83K100A	J22TZ83K100A
125			240	165			J22AZ83K125A	J23AZ83K125A	J22TZ83K125A
150			300	191			J22AZ83K150A	J23AZ83K150A	J22TZ83K150A
200			400	241			J22AZ83K200A	J23AZ83K200A	J22TZ83K200A
100	43		280	144	110 x 100	76-92 x 76-67	J22AZ84K100A	J23AZ84K100A	J22TZ84K100A
125			340	165			J22AZ84K125A	J23AZ84K125A	J22TZ84K125A
150			410	191			J22AZ84K150A	J23AZ84K150A	J22TZ84K150A
200			455	241			J22AZ84K200A	J23AZ84K200A	J22TZ84K200A
100	43		320	144	110 x 100	76-92 x 76-67	J22AZ85K100A	J23AZ85K100A	J22TZ85K100A
125			410	165			J22AZ85K125A	J23AZ85K125A	J22TZ85K125A
150			410	191			J22AZ85K150A	J23AZ85K150A	J22TZ85K150A
200			455	241			J22AZ85K200A	J23AZ85K200A	J22TZ85K200A
100	47		320	144	110 x 100	76-92 x 76-67	J22AZ87K100A	J23AZ87K100A	J22TZ87K100A
125			410	165			J22AZ87K125A	J23AZ87K125A	J22TZ87K125A
150			410	191			J22AZ87K150A	J23AZ87K150A	J22TZ87K150A
200			455	241			J22AZ87K200A	J23AZ87K200A	J22TZ87K200A

CASTORS

J3 SERIES PLATE


Capacities: 200kg - 455kg

Medium / Heavy Industrial

- Dust sealing rings to increase the life of the bearings.
- Heavy duty fabricated construction allows castor to withstand high impact loads.
- Available with nylon, cast iron, non-marking resilient rubber, urethane and urethane on cast iron wheels.
- Grease nipple to headset bearings.
- All wheels come with precision bearings.
- Robust brake assembly with adjustable brake.

Suitable for a wide range of applications including:

- General and stock picking trolleys.
- Dollies and stillages.
- Catering and industrial laundry equipment etc.



WHEEL DIAMETER (MM)	TREAD WIDTH (MM)	TYRE MATERIAL	LOAD CAPACITY (KG)	OVERALL HEIGHT (MM)	PLATE SIZE (MM)	HOLE CENTRES (MM)	SWIVEL	FIXED	SWIVEL + BRAKE
100	50		320	144	135 x 110	105 x 80	J32AZ82K100	J33AZ82K100	J32TZ82K100
125			410	165			J32AZ82K125	J33AZ82K125	J32TZ82K125
150			410	191			J32AZ82K150	J33AZ82K150	J32TZ82K150
200			455	241			J32AZ82K200	J33AZ82K200	J32TZ82K200
100	43		200	144	135 x 110	105 x 80	J32AZ83K100	J33AZ83K100	J32TZ83K100
125			240	165			J32AZ83K125	J33AZ83K125	J32TZ83K125
150			300	191			J32AZ83K150	J33AZ83K150	J32TZ83K150
200			400	241			J32AZ83K200	J33AZ83K200	J32TZ83K200
100	43		280	144	135 x 110	105 x 80	J32AZ84K100	J33AZ84K100	J32TZ84K100
125			340	165			J32AZ84K125	J33AZ84K125	J32TZ84K125
150			410	191			J32AZ84K150	J33AZ84K150	J32TZ84K150
200			455	241			J32AZ84K200	J33AZ84K200	J32TZ84K200
100	43		320	144	135 x 110	105 x 80	J32AZ85K100	J33AZ85K100	J32TZ85K100
125			410	165			J32AZ85K125	J33AZ85K125	J32TZ85K125
150			410	191			J32AZ85K150	J33AZ85K150	J32TZ85K150
200			455	241			J32AZ85K200	J33AZ85K200	J32TZ85K200
100	47		320	144	135 x 110	105 x 80	J32AZ87K100	J33AZ87K100	J32TZ87K100
125			410	165			J32AZ87K125	J33AZ87K125	J32TZ87K125
150			410	191			J32AZ87K150	J33AZ87K150	J32TZ87K150
200			455	241			J32AZ87K200	J33AZ87K200	J32TZ87K200

CASTORS

J7 SERIES PLATE


Capacities: 500kg - 800kg




Description:

- The J7 Range is suitable for a variety of heavy duty applications in waste bin, mining, construction, military, airports, warehousing and many other industries.
- 5/8" High tensile axle bolt to handle high impact loads.
- Heavy duty fabricated construction with double welded fork for an extremely strong and durable castor.
- Enlarged top plate holes for speedier installation.
- Excellent head seal to prevent the ingress of dust and grit.

Ideal for:

- Waste Bins
- Mobile Work Benches
- Heavy Machinery



WHEEL	TREAD WIDTH (MM)	TYRE MATERIAL	LOAD CAPACITY (KG)	OVERALL HEIGHT (MM)	PLATE SIZE (MM)	HOLE CENTRES (MM)	SWIVEL	FIXED	SWIVEL + BRAKE
150	50	 Cast Iron (Plain Bearing)	500	197	178 x 102	152 x 76	J72AZ82G150	J73AZ82G150	J72TZ82G150
150	50	 Urethane on Cast Iron	600	197	178 x 102	152 x 76	J72AZ85K150	J73AZ85K150	J72TZ85K150
150	40	 HD Urethane on Cast Iron	800	197	178 x 102	152 x 76	J72AZ150PT15A	J73AZ150PT15A	J72TZ150PT15A

CASTORS

TG SERIES - PLATE

Capacities: 535kg - 600kg




Description:

- Double headset bearings for smooth swivelling action with hardened raceway for added strength.
- Heavy duty fabricated construction allows castor to withstand high impact loads.
- Available in rubber on cast iron, urethane on cast iron and cast iron wheels.
- Robust brake assembly.

Suitable for a wide range of heavy duty applications including:

- General and stock picking trolleys
- Dollies and stillages
- Catering and industrial laundry equipment etc.



WHEEL DIAMETER (MM)	TREAD WIDTH (MM)	TYRE MATERIAL	LOAD CAPACITY (KG)	OVERALL HEIGHT (MM)	PLATE SIZE (MM)	HOLE CENTRES (MM)	SWIVEL	FIXED	SWIVEL + BRAKE
150	48	 Rubber	535	190	130 x 105	105 x 80	TSG150RU15	TFG150RU15	TSG150RU15L
200				241			TSG200RU15	TFG200RU15	TSG200RU15L
150	45	 Cast Iron	600	190	130 x 105	105 x 80	TSG150CI15	TFG150CI15	N/A
200				241			TSG200CI15	TFG200CI15	N/A
150	45	 Urethane on Cast Iron	600	190	130 x 105	105 x 80	TSG150PT15	TFG150PT15	TSG150PT15L
200				241			TSG200PT2H	TFG200PT2H	TSG200PT2HL

CASTORS

TH SERIES - PLATE

Capacities: 900kg - 1500kg



Extra Heavy Industrial

- The kingpinless swivel has a heavy duty forged steel top plate joined to an outer swivel ring by a full complement ball race running in hardened tracks.
- Heavy duty fabricated construction allows castor to withstand high impact loads.
- The closed head ring creates a grease reservoir preventing the escape of the headrace lubricants.
- Robust brake assembly.

Suitable for a wide range of heavy duty applications including:

- Heavy machinery
- Dollies and stillages
- Gantries, mobile work benches
- Ship yards
- Mining etc.



WHEEL DIAMETER (MM)	TREAD WIDTH (MM)	TYRE MATERIAL	LOAD CAPACITY (KG)	OVERALL HEIGHT (MM)	PLATE SIZE (MM)	HOLE CENTRES (MM)	SWIVEL	FIXED
150	45	 Cast Iron	910	202	SW-150 x 110 FX-150 x 115	105 x 60-80	TSH150CI15	TFH150CI15
200	45		1150	252			TSH200CI15	TFH200CI15
150	57	 Urethane on Cast Iron	900	202	SW-150 x 110 FX-150 x 115	105 x 60-80	TSH150S0PT2	TFH150S0PT2
200	50		1100	252			TSH200PT2H	TFH200PT2H
250	57		1500	303			TSH250PT2A	TFH250PT2A

CASTORS

X1 SERIES - PLATE

Super Heavy Industrial

- Kingpinless swivel.
- The top plate is made from 3/8" AISI 1045 heat treated steel.
- Heavy duty fabricated construction allows castor to withstand high impact loads.
- The frames are welded inside and out to increase strength and life span.
- 3/4" axle.
- Zinc plated finish.

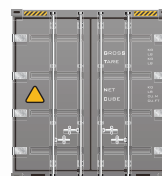


Capacity: 2000kg

Suitable for a wide range of heavy duty applications including:


- Heavy machinery
- Dollies and stillages
- Gantries
- Mobile work benches
- Mining, military and airport applications etc.

NEW Twist Locks



TWISTLOCK now available to suit X1 series and make your containers mobile.

- Add Twistlock and X1 castors to containers for easy movement.
- Requires welding.
- Load capacity dependant on X1 castor used.
- **CODE: TWISTLOCK**

WHEEL DIAMETER (MM)	TREAD WIDTH (MM)	TYRE MATERIAL	LOAD CAPACITY (KG)	OVERALL HEIGHT (MM)	PLATE SIZE (MM)	HOLE CENTRES (MM)	SWIVEL	FIXED	SWIVEL + BRAKE
203	75		2000	267	SW-184 x 133 FX-184 x 127	133-156 x 86-105	X12A91K200A	X13A91K200A	X12T91K200A
254	75		2000	318			X12A91K250A	X13A91K250A	X12T91K250A
305	75		2000	394			X12A91K300A	X13A91K300A	N/A

SPECIALTY CASTORS

G7 SERIES - BOLT HOLE - STAINLESS

Description:

- Attractive sleek design.
- Double headset bearings for added strength, long life and smooth swivelling action.
- Headset seals and wheel guards protect bearings from dust and other foreign matter.
- Rugged glass filled nylon brake assembly.
- Non-marking rubber and urethane wheels come as standard with stainless steel precision bearings, which reduce rolling resistance and noise.
- These high quality institutional castors are versatile and built to last.



Capacities: 80kg - 100kg

Ideal for:

- Medical trolleys and equipment
- Hospital beds
- Medicine trolleys
- Food delivery trolleys
- Display and shop fitting equipment
- Commercial and domestic furniture



WHEEL DIAMETER (MM)	TREAD WIDTH (MM)	TYRE MATERIAL	LOAD CAPACITY (KG)	OVERALL HEIGHT (MM)	BH/ BOLT SIZE	BOLT HOLE		BOLT FITTED	
						SWIVEL	SWIVEL + BRAKE	SWIVEL	SWIVEL + BRAKE
75	32		80	111	1/2" M12	G71AS62K75	G71TS62K75	G74AS62K75A	G74TS62K75A
100			100	135		G71AS62K100	G71TS62K100	G74AS62K100A	G74TS62K100A
125			100	161		G71AS62K125	G71TS62K125	G74AS62K125A	G74TS62K125A
75	32		80	111	1/2" M12	G71AS63K75	G71TS63K75	G74AS63K75A	G74TS63K75A
100			100	135		G71AS63K100	G71TS63K100	G74AS63K100A	G74TS63K100A
125			100	161		G71AS63K125	G71TS63K125	G74AS63K125A	G74TS63K125
75	32		80	111	1/2" M12	G71AS48G75	G71TS48G75	G74AS48G75A	G74TS48G75A
100	34		100	135		G71AS48G100	G71TS48G100	G74AS48G100A	G74TS48G100A
125	34		100	161		G71AS48G125	G71TS48G125	G74AS48G125A	G74TS48G125A

SPECIALTY CASTORS

G7 SERIES - PLATE - STAINLESS

Capacities: 80kg - 100kg

Description:

- Attractive sleek design.
- Double headset bearings for added strength, long life and smooth swivelling action.
- Headset seals and wheel guards protect bearings from dust and other foreign matter.
- Rugged glass filled nylon brake assembly.
- Non-marking rubber and urethane wheels come as standard with stainless steel precision bearings.
- These high quality institutional castors are versatile and built to last.

Ideal for:

- Medical trolleys and equipment
- Hospital beds
- Medicine trolleys
- Food delivery trolleys
- Display and shop fitting equipment
- Commercial and domestic furniture



WHEEL DIAMETER (MM)	TREAD WIDTH (MM)	TYRE MATERIAL	WEIGHT CAPACITY (KG)	OVERALL HEIGHT (MM)	PLATE SIZE (MM)	HOLE CENTRE (MM)	SWIVEL	FIXED	SWIVEL + BRAKE
75	30	 Rubber	80	112	70 x 95	45-52 x 75	G72AS62K75	G73AS62K75	G72TS62K75
100			100	135			G72AS62K100	G73AS62K100	G72TS62K100
125			100	161			G72AS62K125	G73AS62K125	G72TS62K125
75	30	 Urethane	80	112	70 x 95	45-52 x 75	G72AS63K75	G73AS63K75	G72TS63K75
100			100	135			G72AS63K100	G73AS63K100	G72TS63K100
125			100	161			G72AS63K125	G73AS63K125	G72TS63K125
75	32	 Nylon	80	112	70 x 95	45-52 x 75	G72AS48G75	G73AS48G75	G72TS48G75
100	34		100	135			G72AS48G100	G73AS48G100	G72TS48G100
125	34		100	161			G72AS48G125	G73AS48G125	G72TS48G125

SPECIALTY CASTORS

S5 SERIES - PLATE - STAINLESS

Capacities: 150kg - 230kg



Description:

- These stainless steel castors have been developed for use in medical, institutional and food preparation environments.
- Stainless steel roller bearings standard on all wheels.
- Made from high quality grade 304 stainless steel.
- They come equipped with shielded double headset bearings for a smooth swivelling action.
- Ideal for use in environments where they will be exposed to cleaning agents, moisture, steam and caustic or other corrosive chemicals.

Ideal for:

- Medical trolleys and equipment
- Hospital beds
- Medicine trolleys
- Food delivery trolleys
- Food prep areas
- Pharmaceutical equipment



WHEEL DIAMETER (MM)	TREAD WIDTH (MM)	TYRE MATERIAL	LOAD CAPACITY (KG)	OVERALL HEIGHT (MM)	PLATE SIZE (MM)	HOLE CENTRES (MM)	SWIVEL	FIXED	SWIVEL + BRAKE
100	35	 Nylon	220	128	100 x 85	60 x 80	S52AS48R100	S53AS48R100	S52TS48R100
125	40		230	155			S52AS48R125	S53AS48R125	S52TS48R125
100	33	 Urethane	220	128	100 x 85	60 x 80	S52AS50R100	S53AS50R100	S52TS50R100
125	35		230	155			S52AS50R125	S53AS50R125	S52TS50R125

SPECIALTY CASTORS

HIGH TEMPERATURE CASTORS ZINC AND STAINLESS STEEL

Capacity: 160kg

Manufactured in Italy

- Extremely hard wearing, they roll well even on relatively soft surfaces and will not mark floors.
- Resistant to water, most solvents, oils, acids, chemicals and has excellent fire-smoke toxicity properties.
- Certified for use in the food industry and for any oven application requiring continuous exposure to temperatures up to +280°C with peaks of + 300°.
- Permanent lubrication approved by FDA-USDA for contact with foods.
- Computerised control of swivel head double ball race and assembling tolerances assures perfect swivelling without locking point.
- RoHS - REACH compliant.

Ideal for:

- Use in freezers, they can be exposed to temperatures as low as -40°C and are resistant to thermal shock due to rapidly rising or falling temperatures.



ZINC

WHEEL DIAMETER (MM)	TREAD WIDTH (MM)	TYRE MATERIAL	LOAD CAPACITY (KG)	OVERALL HEIGHT (MM)	PLATE SIZE (MM)	HOLE CENTRES (MM)	PRODUCT CODE
100	35	Synthetic Monolithic	160	131	100 x 85	80 x 60	S32AZSTW100

STAINLESS STEEL

WHEEL DIAMETER (MM)	TREAD WIDTH (MM)	TYRE MATERIAL	LOAD CAPACITY (KG)	OVERALL HEIGHT (MM)	PLATE SIZE (MM)	HOLE CENTRES (MM)	PRODUCT CODE
100	35	Synthetic Monolithic	160	131	100 x 85	80 x 60	S32ASSTW100

SPECIALTY CASTORS

PNEUMATICS CASTORS



Capacities: 140kg - 180kg

- Perfect for use on uneven or unsealed ground
- 4 ply tyres
- Ball bearing wheels
- Rugged welded steel construction with fully hardened double headset bearing

WHEEL DIAMETER (MM)	TREAD WIDTH (MM)	TYRE MATERIAL (MM)	LOAD CAPACITY (KG)	OVERALL HEIGHT (MM)	PLATE SIZE (MM)	HOLE CENTRES (MM)	SWIVEL	FIXED
220	60		140	246	114 x 102	76-92 x 73-64	J32A98B200	J33A98B200
265	80		160	307	114 x 102	6-92 x 73-64	J32A98B250	J33A98B250
220	60		100	246	114 x 102	76-92 x 73-64	J32A99B200	J33A99B200
265	80		125	307	114 x 102	6-92 x 73-64	J32A99B250	J33A99B250

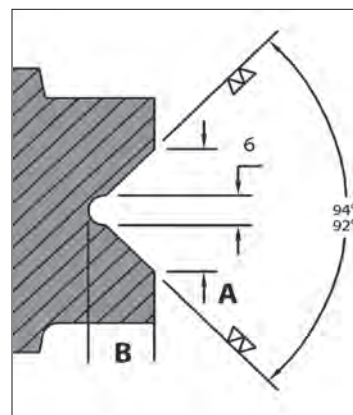
V-GROOVE CASTORS

Cast Iron V-Groove

- Heavy duty fabricated construction allows castor to withstand high impact loads.
- All wheels come with precision bearings.



Capacities: 360kg - 480kg



WHEEL SIZE	A	B
100mm	25mm	12.5mm
150mm	32mm	16mm

WHEEL DIAMETER (MM)	TREAD WIDTH (MM)	TYRE MATERIAL	LOAD CAPACITY (KG)	OVERALL HEIGHT (MM)	PLATE SIZE (MM)	HOLE CENTRES (MM)	PRODUCT CODE
100	46	Cast Iron	360	144	135 x 110	105 x 80	J33AZV82K100A
150	46		480	191	135 x 110	105 x 80	J33AZV82K150A

SPECIALTY CASTORS

SCAFFOLD CASTORS

Capacities: 200kg - 900kg

- High quality Revvo castors designed specifically for scaffold applications.
- 200mm diameter castors are certified to meet Australian and New Zealand Standard AS/NZS1576.2 2009.
- Custom pintles can be designed and manufactured to meet individual requirements.




SCAF200PNGST1S

- Zinc plated for a long service life.
- Hard wearing polyurethane tyred nylon wheel.
- 200mm diameter castors are marked with safe working load capacity.
- Threaded stem castor fitted with total lock brake.



SCAF200PNGTS

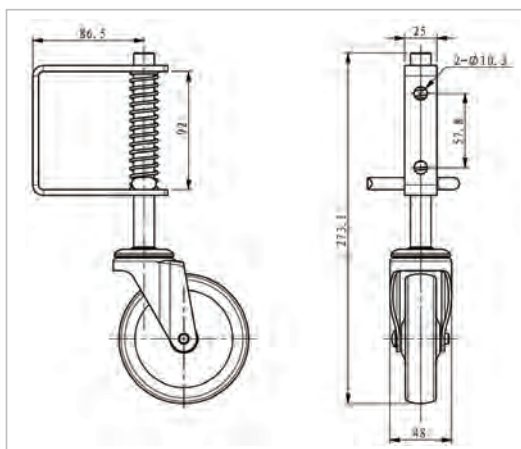
WHEEL DIAMETER (MM)	TREAD WIDTH (MM)	TYRE MATERIAL	BEARING TYPE	LOAD CAPACITY (KG)	OVERALL HEIGHT (MM)	BRAKE TYPE	MOUNTING	PRODUCT CODE
200	50		Plain	750	240	Total	Adjustable mounting socket suits min tube ID 37mm, max tube OD with spacers 52mm	SCAF200PNGTS
200	50		Plain	900	240	Wheel	Solid pintle 150mm x 27mm	*SCAF200PNGST1S

Item marked "" is special order only.

CASTORS

SPRING LOADED GATE CASTOR

Capacity: 57kg

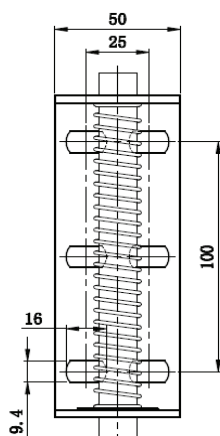


- Spring loaded bracket attaches to gates and fences.
- Hard rubber wheel with metal caster stem and universal mount.

LOAD CAPACITY (KG)	DIMENSIONS (MM)	MOUNTING	WHEEL DIAMETER (MM)	WHEEL MATERIAL	PRODUCT CODE
57	See Diagram	Spring Loaded Bracket	100	Hard Rubber	9785GATE

LARGE GATE CASTOR

Capacity: 100kg



- Spring loaded heavy duty gate castor with bracket that attaches to gates and fences.
- Hard rubber wheel with metal caster stem and universal mount.


LOAD CAPACITY (KG)	DIMENSIONS (L/W/H) (MM)	MOUNTING	WHEEL DIAMETER (MM)	WHEEL MATERIAL	PRODUCT CODE	INNER QTY
100	366 X 142 X 59mm	Spring Loaded Bracket	125	Hard Rubber	*15902	5

*Must be purchased in inner quantities

CASTORS ACCESSORIES

L SHAPE - CORNER BUFFER

- Fitted to mobile equipment to protect walls and furnishings when using the equipment internally.
- Robust plastic body to cushion impact and ensure durability.
- Reinforced metal bolt holes for a strong fit.
- Ideal for hospitals, nursing homes and offices etc.



LENGTH (MM)	THICKNESS (MM)	PRODUCT CODE
100	21	BUFFER100X100

ROTARY - BUFFER



- Protects walls and furnishings when using mobile equipment internally.
- Strong air filled plastic shell.
- Designed to rotate along contact surface and reducing impact.
- Suits 1" OD round tube.
- Ideal for hospitals, nursing homes and offices etc.

DIAMETER (MM)	THICKNESS (MM)	BORE ID	PRODUCT CODE
125	49	1" RND	BUFF4R25

FLOOR LOCKS

- Floor locks are for use where conventional castor brakes cannot provide sufficient braking force. Also suitable for use with pneumatic wheels where brakes are normally not an option.
- Heavy duty industrial strength construction.
- Non-slip rubber pad holds securely on smooth floors.
- Durable high compression spring for heavy loads.
- Attractive zinc plated finish on FL locks.



EXTENDED HEIGHT (MM)	RETRACTED HEIGHT (MM)	PLATE SIZE (MM)	HOLE CENTRES (MM)	PRODUCT CODE
149	125	114 x 102	77-92 x 67-76	FL4
169	141	114 x 102	77-92 x 67-76	FL5
197	169	114 x 102	77-92 x 67-76	FL6
247	219	114 x 102	77-92 x 67-76	FL8

CASTORS ACCESSORIES

EXPANDING ADAPTORS

Expanding adaptors are used in conjunction with bolt hole castors to allow you to fit the castor to the end of round or square tubing. You simply screw the adaptor onto the threaded bolt protruding from the top of the castor, insert it into the tubing and then turn the bolt. As you turn the bolt, it compresses the adaptor towards the head of the castor. This forces the adaptor to expand inside the tube, holding the castor in place.

- A low cost and reliable way of fitting castors to tubing.
- Great for light duty trolleys and equipment.
- Able to suit round tubing from 16mm-32mm.
- Able to suit square tubing from 19mm-32mm.
- Able to suit either M12 or M10 bolts.
- Available in adaptor and bolt kits or the adaptors only.



SUIT TUBE ID	TUBE ID RANGE	TUBE SHAPE	THREAD SIZE	ADAPTOR CODE	ADAPTOR + BOLT CODE
16mm	16.0-17.0 mm	Round	M10	A10R16A	*A10R16SETA
19mm	18.5-21.0 mm	Round	M10	A10R19A	*A10R19SETA
22mm	21.5-24.0 mm	Round	M10	A10R22A	*A10R22SETA
27mm	26.5-28.0 mm	Round	M10	A10R27A	*A10R27SETA
19mm	18.5-21.0 mm	Square	M10	A10S19A	*A10S19SETA
22mm	21.5-24.0 mm	Square	M10	A10S22A	*A10S22SETA
27mm	26.5-28.0 mm	Square	M10	A10S27A	*A10S27SETA
19mm	18.5-21.0 mm	Round	M12	A12R19A	*A12R19SETA
22mm	21.5-24.0 mm	Round	M12	A12R22A	*A12R22SETA
27mm	26.5-28.0 mm	Round	M12	A12R27A	*A12R27SETA
19mm	18.5-21.0 mm	Square	M12	A12S19A	*A12S19SETA
22mm	21.5-24.0 mm	Square	M12	A12S22A	*A12S22SETA
27mm	26.5-28.0 mm	Square	M12	A12S27A	*A12S27SETA

*Adaptor and bolt kits come with zinc plated bolts


GAS SPRINGS

GAS SPRINGS

EHI Australia is the distributor for Bansbach easylift gas springs. Bansbach gas springs are manufactured out of the highest quality, environmentally friendly materials. These precision made products are used throughout the aerospace industry as well as in medical equipment and furniture. For more information go to www.bansbach.com.


Bansbach
easylift

**Bansbach gas springs
are custom made to order
in Germany.**




CERTIFIED QUALITY

Bansbach Gas springs are manufactured out of the highest quality, environmentally friendly materials. Consistent quality is guaranteed because of diligent monitoring of raw materials, an aggressive testing program and a redundant quality control program throughout the production process. Re-ordered products are consistently produced accurately by using our technologically advanced manufacturing processes.




CONNECTING PART

Connecting parts available in many variations.




CYLINDER

Cylinder out of steel and powder-coated.




PISTON

Piston for speed control.




GUIDING PIECE

A high-quality and unique guiding piece with integrated grease chamber.



CERAMPRO

CeramPro piston rod, extremely rust and corrosion resistant.



CONNECTING PART

Connecting parts available in many variations.

ADVANTAGES OF BANSBACH GAS SPRINGS:

- Highest corrosion resistance achieved through powder coated cylinders and CeramPro® treated piston rod surfaces
- Minimal friction for the production of lowest extension forces
- Best life cycles
- Protection against vibration and light side forces
- Integrated grease chamber
- Low break away forces
- Installation and storage in any position



CERTIFICATES OF BANSBACH EASYLIFT

02

WHEELS

SECTION CONTENTS

WHEELS – POLYPROPYLENE	02-33
WHEELS – NYLON.	02-33
WHEELS – GREY RUBBER	02-33
WHEELS – ELASTIC RUBBER	02-34
WHEELS – RUBBER ON CAST IRON	02-34
WHEELS – POLYURETHANE	02-35
WHEELS – URETHANE ON CAST IRON	02-35
WHEELS – CAST IRON.	02-36
V-GROOVE WHEELS	02-36
HIGH TEMPERATURE WHEEL	02-36
WHEELS – GENERAL PURPOSE	02-37
WHEELS – STAINLESS BEARINGS	02-37
PNEUMATICS – NYLON RIMS	02-38
PNEUMATICS – STEEL RIMS – OFFSET	02-38
FOAM FILLED – PUNCTURE PROOF	02-39
FLAT FREES.	02-39
PNEUMATICS – RED STEEL RIMS	02-40
PNEUMATICS – TYRES & TUBES.	02-41
ADJUSTABLE AXLE KITS.	02-42
AXLE CAPS	02-42
PNEUMATIC WHEEL REDUCING BUSHES.	02-42

WHEELS

WHEELS - POLYPROPYLENE



DIAMETER (MM)	HUB (MM)	TREAD (MM)	BORE ID / BUSH ID	LOAD CAPACITY (KG)	BEARING	PART NUMBER
80	38	30	12mm / 8mm	80	Plain	W00G80
100	38	34	12mm / 8mm	100	Plain	W00G100

WHEELS - NYLON



DIAMETER (MM)	HUB (MM)	TREAD (MM)	BORE ID	LOAD CAPACITY (KG)	BEARING	PART NUMBER
80	49	35	8mm	130	Precision	W48K80Z-8
100	50	35	10mm	230	Precision	W48K100Z-10
125	50	35	10mm	250	Precision	W48K125Z-10



DIAMETER (MM)	HUB (MM)	TREAD (MM)	BORE ID / BUSH ID	LOAD CAPACITY (KG)	BEARING	PART NUMBER
100	58	47	20mm / 12mm	400	Precision	W87K100
125	58	47	20mm / 12mm	450	Precision	W87K125
150	58	47	20mm / 12mm	500	Precision	W87K150
200	58	47	20mm / 12mm	550	Precision	W87K200

WHEELS - GREY RUBBER



DIAMETER (MM)	HUB (MM)	TREAD (MM)	BORE ID / BUSH ID	LOAD CAPACITY (KG)	BEARING	PART NUMBER
160	59	40	20mm / 12mm	160	Roller	W06R160
200	59	50	20mm / 12mm	200	Roller	W06R200



DIAMETER (MM)	HUB (MM)	TREAD (MM)	BORE ID	LOAD CAPACITY (KG)	BEARING	PART NUMBER
80	38	32	8mm	80	Precision	W34K80
100	38	32	8mm	100	Precision	W34K100
125	48	32	10mm	100	Precision	W34K125

WHEELS

WHEELS - GREY RUBBER (CONT'D)



DIAMETER (MM)	HUB (MM)	TREAD (MM)	BORE ID	LOAD CAPACITY (KG)	BEARING	PART NUMBER
75	41	32	8mm	90	Precision	W44K75
100	41	32	8mm	120	Precision	W44K100
125	41	32	8mm	130	Precision	W44K125
150	41	32	8mm	130	Precision	W44K150

WHEELS - ELASTIC RUBBER



DIAMETER (MM)	HUB (MM)	TREAD (MM)	BORE ID / BUSH ID	LOAD CAPACITY (KG)	BEARING	PART NUMBER
75	48	24	12mm / 8mm	90	Roller	W15R75
100	50	25	12mm / 8mm	140	Roller	W15R100
125	50	27	12mm / 8mm	140	Roller	W15R125



DIAMETER (MM)	HUB (MM)	TREAD (MM)	BORE ID	LOAD CAPACITY (KG)	BEARING	PART NUMBER
80	49	30	8mm	130	Precision	W47K80Z-8
100	50	34	10mm	170	Precision	W47K100Z-10
125	50	33	10mm	200	Precision	W47K125Z-10



DIAMETER (MM)	HUB (MM)	TREAD (MM)	BORE ID / BUSH ID	LOAD CAPACITY (KG)	BEARING	PART NUMBER
100	58	43	20mm/ 12mm	200	Precision	W83K100
125	58	43	20mm/ 12mm	240	Precision	W83K125
150	58	43	20mm/ 12mm	300	Precision	W83K150
200	58	43	20mm / 12mm	400	Precision	W83K200

WHEELS - RUBBER ON CAST IRON



DIAMETER (MM)	HUB (MM)	TREAD (MM)	BORE ID	LOAD CAPACITY (KG)	BEARING	PART NUMBER
150	59	48	20mm	370	Roller	W150X60RU15
200	59	48	20mm	535	Roller	W200X60RU15

WHEELS

WHEELS - POLYURETHANE



DIAMETER (MM)	HUB (MM)	TREAD (MM)	BORE ID	LOAD CAPACITY (KG)	BEARING	PART NUMBER
75	41	32	8mm	90	Precision	W45K75
100	41	32	8mm	120	Precision	W45K100
125	41	32	8mm	130	Precision	W45K125
150	41	32	8mm	130	Precision	W45K150



DIAMETER (MM)	HUB (MM)	TREAD (MM)	BORE ID	LOAD CAPACITY (KG)	BEARING	PART NUMBER
80	49	34	8mm	130	Precision	W50K80Z-8
100	50	34	10mm	230	Precision	W50K100Z-10
125	50	34	10mm	250	Precision	W50K125Z-10



DIAMETER (MM)	HUB (MM)	TREAD (MM)	BORE ID / BUSH ID	LOAD CAPACITY (KG)	BEARING	PART NUMBER
100	58	43	20mm / 12mm	280	Precision	W84K100
125	58	43	20mm / 12mm	340	Precision	W84K125
150	58	43	20mm / 12mm	450	Precision	W84K150
200	58	43	20mm / 12mm	500	Precision	W84K200




DIAMETER (MM)	HUB (MM)	TREAD (MM)	BORE ID	LOAD CAPACITY (KG)	BEARING	PART NUMBER
100	38	32	8mm	100	Ball	W64B100
125	48	32	10mm	150	Ball	W64B125-10

WHEELS - URETHANE ON CAST IRON



DIAMETER (MM)	HUB (MM)	TREAD (MM)	BORE ID / BUSH ID	LOAD CAPACITY (KG)	BEARING	PART NUMBER
100	58	43	20mm / 12mm	320	Precision	W85K100
125	58	43	20mm / 12mm	410	Precision	W85K125
150	58	43	20mm / 12mm	480	Precision	W85K150
200	58	43	20mm / 12mm	570	Precision	W85K200



DIAMETER (MM)	HUB (MM)	TREAD (MM)	BORE ID / BUSH ID	LOAD CAPACITY (KG)	BEARING	PART NUMBER
150	60	40	20mm	600	Roller	W150X60PT15
150	60	57	20mm / 12mm	900	Precision	W150S0-PT2A
200	60	57	20mm / 12mm	1100	Precision	W200X60PT2H
250	60	57	25mm / 16mm	1500	Precision	W250-PT2A

WHEELS

WHEELS - URETHANE ON CAST IRON (CONT'D)



DIAMETER (MM)	HUB (MM)	TREAD (MM)	BORE ID / BUSH ID	LOAD CAPACITY (KG)	BEARING	PART NUMBER
203	89	75	30mm / 3/4"	2000	Precision	W91K200
254	89	75	30mm / 3/4"	2000	Precision	W91K250
305	89	75	30mm / 3/4"	2000	Precision	W91K300

WHEELS - CAST IRON



DIAMETER (MM)	HUB (MM)	TREAD (MM)	BORE ID / BUSH ID	LOAD CAPACITY (KG)	BEARING	PART NUMBER
100	58	50	20mm / 12mm	450	Precision	W82K100
125	58	50	20mm / 12mm	500	Precision	W82K125
150	58	50	20mm / 12mm	550	Precision	W82K150
200	58	50	20mm / 12mm	640	Precision	W82K200



DIAMETER (MM)	HUB (MM)	TREAD (MM)	BORE ID	LOAD CAPACITY (KG)	BEARING	PART NUMBER
150	60	45	20mm	910	Roller	W150X60CI15
200	60	45	20mm	1150	Roller	W200X60CI15

V-GROOVE WHEELS



DIAMETER (MM)	HUB (MM)	TREAD (MM)	BORE ID / BUSH ID	LOAD CAPACITY (KG)	BEARING	PRODUCT CODE
100	60	46	20mm / 12mm	360	Precision	W82K100X60V
150	60	46	20mm / 12mm	600	Precision	W82K150X60V

HIGH TEMPERATURE WHEEL



DIAMETER (MM)	HUB (MM)	TREAD (MM)	BORE ID / BUSH ID	LOAD CAPACITY (KG)	BEARING	PRODUCT CODE
100	39	35	12mm / 8mm	180	Plain Bearing	STW100

WHEELS

WHEELS - GENERAL PURPOSE



DIAMETER (MM)	HUB (MM)	TREAD (MM)	BORE ID	LOAD CAPACITY (KG)	BEARING	PART NUMBER
150	38	38	1/2"	50	Plain	Y06G160
200	38	38	1/2"	70	Plain	Y06G200



DIAMETER (MM)	HUB (MM)	TREAD (MM)	BORE ID	LOAD CAPACITY (KG)	BEARING	PART NUMBER
125	41	32	1/2"	40	Ball	Y13B125
150	41	32	1/2"	50	Ball	Y13B150
200	51	32	1/2"	60	Ball	Y13B200



DIAMETER (MM)	HUB (MM)	TREAD (MM)	BORE ID	LOAD CAPACITY (KG)	BEARING	PART NUMBER
100	41	31	1/2"	50	Roller	Y15R100
125	41	32	1/2"	50	Roller	Y15R125
155	41	32	1/2"	100	Roller	Y15R160
200	51	40	3/4"	150	Roller	Y15R200

WHEELS - STAINLESS BEARINGS



DIAMETER (MM)	HUB (MM)	TREAD	BORE ID / BUSH ID	LOAD CAPACITY (KG)	BEARING	PART NUMBER
75	40	32	8mm	80	Precision	W62K75SS
100	40	32	8mm	100	Precision	W62K100SS
125	40	32	8mm	100	Precision	W62K125SS



DIAMETER (MM)	HUB (MM)	TREAD	BORE ID / BUSH ID	LOAD CAPACITY (KG)	BEARING	PART NUMBER
75	40	32	8mm	80	Precision	W63K75SS
100	40	32	8mm	100	Precision	W63K100SS
125	40	32	8mm	100	Precision	W63K125SS



DIAMETER (MM)	HUB (MM)	TREAD	BORE ID / BUSH ID	LOAD CAPACITY (KG)	BEARING	PART NUMBER
75	40	32	12mm/8mm	80	Plain	W48G75SS
100	40	34	12mm/8mm	100	Plain	W48G100SS
125	40	34	12mm/8mm	100	Plain	W48G125SS



DIAMETER (MM)	HUB (MM)	TREAD	BORE ID / BUSH ID	LOAD CAPACITY (KG)	BEARING	PART NUMBER
100	45	35	12mm/8mm	300	Roller	W48R100SS
125	45	40	15mm/10mm	400	Roller	W48R125SS



DIAMETER (MM)	HUB (MM)	TREAD	BORE ID / BUSH ID	LOAD CAPACITY (KG)	BEARING	PART NUMBER
100	45	33	12mm/8mm	250	Roller	W50R100SS
125	45	35	15mm/10mm	300	Roller	W50R125SS

WHEELS

PNEUMATICS - NYLON RIMS

- Perfect for use on uneven or unsealed ground.
- Thick and chunky tread for extra grip.
- Cushions impact on rough terrain.
- High quality construction incorporating durable materials.
- All wheels come with butyl inner tubes.

Great for use with:

- Hand trucks
- Trolleys
- Nursery trolleys
- Delicate sensitive equipment
- Hand carts
- Wheelbarrows
- Mobile generators and equipment that requires impact cushioning or to be taken over rough terrain.



DIAMETER (MM)	HUB (MM)	TREAD (MM)	BORE ID	LOAD CAPACITY (KG)	BEARING	PART NUMBER
220	50	60	3/4"	100	Ball	250X4NYLON-BRG
265	74	63	3/4"	120	Ball	350X4NYLON-BRG
400	103	102	1"	180	Ball	400X8NYLON-BRG
400	104	150	1"	200	Ball	650X8NYLON-BRG



DIAMETER (MM)	HUB (MM)	TREAD (MM)	BORE ID	LOAD CAPACITY (KG)	BEARING	PART NUMBER
220	50	60	20mm	100	Plain	250X4NYLON-BUSH
265	74	63	20mm	120	Plain	350X4NYLON-BUSH
400	103	102	1"	180	Plain	400X8NYLON-BUSH
400	104	150	1"	200	Plain	650X8NYLON-BUSH

PNEUMATICS - STEEL RIMS - OFFSET



- Perfect for use on uneven or unsealed ground.
- Thick and chunky tread for extra grip.
- Cushions impact on rough terrain.
- High quality construction incorporating durable materials.
- Great for use with hand trucks, trolleys, nursery trolleys, sensitive equipment, hand carts, wheelbarrows, mobile generators and equipment that requires impact cushioning or to be taken over rough terrain.

DIAMETER (MM)	HUB (MM)	TREAD (MM)	BORE ID	LOAD CAPACITY (KG)	BEARING	PART NUMBER
220	36	39	5/8"	90	Ball	CPW2.50-4S5/80
265	52	71	5/8"	110	Ball	CPW3.50-4S5/80

WHEELS

FOAM FILLED - PUNCTURE PROOF



- Airless puncture proof wheels are filled with foam.
- Rubber tyre ensures greater durability when compared with other puncture proof alternatives.
- Ideal for applications where punctures are a problem.
- All terrain, suitable for use on uneven or unsealed ground.
- Ideal for hand trucks and other materials handling equipment.

DIAMETER (MM)	HUB (MM)	TREAD (MM)	BORE ID	LOAD CAPACITY 8 KM/H (KG)	LOAD CAPACITY 15 KM/H (KG)	BEARING	PART NUMBER
220	60	54	20mm	75	40	Ball	FPW2.50-4PS20C
220	60	54	3/4"	75	40	Ball	FPW2.50-4PS3/4C
220	60	54	5/8"	75	40	Ball	FPW2.50-4PS5/8C
265	60	70	20mm	100	70	Ball	FPW3.50-4PS20C
265	60	70	3/4"	100	70	Ball	FPW3.50-4PS3/4C
265	60	70	5/8"	100	70	Ball	FPW3.50-4PS5/8C
400	80	100	1"	120	90	Ball	FPW4.00-8PS1C
400	84	100	20mm	120	90	Ball (with reducing bush)	FPW4.00-8PS20C

FLAT FREES



- Strong steel rim with powdercoated finish.
- Ideal for applications where punctures are a problem.
- Gives the bounce and feel of a pneumatic with its wide tread width.
- All terrain functionality without the threat of puncture.
- Made from polyurethane foam.

DIAMETER (MM)	HUB (MM)	TREAD (MM)	BORE ID	LOAD CAPACITY (KG)	BEARING	PART NUMBER
220	60	47	20mm	100	Ball	SPW2.50-4PS20C
220	60	47	3/4"	100	Ball	SPW2.50-4PS3/4C
220	60	47	5/8"	100	Ball	SPW2.50-4PS5/8C
265	59	67	20mm	125	Ball	SPW3.50-4PS20C
265	59	67	3/4"	125	Ball	SPW3.50-4PS3/4C
265	59	67	5/8"	125	Ball	SPW3.50-4PS5/8C
265	57 (offset)	67	5/8"	125	Precision	SPW3.50-4PS5/80
390	102	80	1"	200	Precision	SPW4.00-8PS1KC
400	103	130	1"	220	Precision	SPW6.50-8PS1KC

WHEELS

PNEUMATICS - RED STEEL RIMS



- Fitted with high quality ball bearings.
- Strong steel rim with a powdercoated finish.
- 4 ply tyres and butyl inner tubes.
- Perfect for use on uneven or unsealed ground.
- Thick and chunky tread for extra grip.
- Cushion impacts on rough terrain.
- High quality construction incorporating durable materials.
- Great for use with hand trucks, trolleys, nursery trolleys, sensitive equipment, hand carts, wheelbarrows, mobile generators and equipment that requires impact cushioning or to be taken over rough terrain.

DIAMETER (MM)	HUB (MM)	TREAD (MM)	BORE ID	LOAD CAPACITY (KG)	BEARING	PART NUMBER
220	60	54	20mm	140	Ball	CPW2.50-4PS20C
220	60	54	3/4"	140	Ball	CPW2.50-4PS3/4C
275	60	65	1"	140	Ball	CPW2.50-6PS1C
275	64	65	20mm	140	Ball (with reducing bush)	CPW2.50-6PS20C
275	64	65	3/4"	140	Ball (with reducing bush)	CPW2.50-6PS3/4C
265	60	70	20mm	160	Ball	CPW3.50-4PS20C
265	60	70	3/4"	160	Ball	CPW3.50-4PS3/4C
320	60	80	1"	180	Ball	CPW3.50-6PS1C
320	64	80	20mm	180	Ball (with reducing bush)	CPW3.50-6PS20C
320	64	80	3/4"	180	Ball (with reducing bush)	CPW3.50-6PS3/4C
330	60	108	1"	200	Ball	CPW5.00-6PS1C
367	92	57	5/8"	120	Flange	15841 (2-ply)
400	80	100	1"	220	Ball	CPW4.00-8PS1C
400	84	100	20mm	220	Ball (with reducing bush)	CPW4.00-8PS20C
400	84	100	3/4"	220	Ball (with reducing bush)	CPW4.00-8PS3/4C
400	150	145	1"	230	Ball	CPW6.50-8PS1C

WHEELS

PNEUMATICS - TYRES & TUBES



- Replacement tyre and tubes for industrial strength pneumatic wheels.
- 4 ply black rubber tyres.
- Bent valve for ease of inflation.
- Replacement for worn tyres.
- Replacement for punctured tubes.
- Butyl inner tubes.

SUITS PNEUMATIC	SUITS RIM WIDTH	SUITS RIM DIAMETER	TUBE CODE	TYRE CODE
2.50-4	2.5"	4"	250X4TUBE	250X4TYRE
2.50-6	2.5"	6"	250X6TUBE	250X6TYRE
3.50-4	3.5"	4"	350X4TUBE	350X4TYRE
3.50-6	3.5"	6"	350X6TUBE	350X6TYRE
4.00-8	4"	8"	400X8TUBE	400X8TYRE
6.50-8	6.5"	8"	650X8TUBE	650X8TYRE

NOW AVAILABLE IN HANG SELL FORMAT

- All of the Easyroll pneumatic tubes are now provided in retail friendly boxes.
- Can be displayed on shelves, over the counter or in hang sell format.



WHEELS

ADJUSTABLE AXLE KITS

- Kits includes axle, caps and pins.
- Robust construction.
- Bright zinc plated steel finish.
- Comes with strong steel mounting brackets.
- Blister packaging.
- Available in a range of Axle sizes.

AXLE DIAMETER	AXLE LENGTH (MM)	CODE	INNER QTY
5/16"	450-600mm	15326	5
3/8"	450-600mm	15327	5
1/2"	450-600mm	15328	5
3/4"	450-900mm	15891	5



AXLE CAPS



- Made from zinc plated steel.
- Pack size of 4.
- Attractive axle accessory.

PACK QTY	SUIT AXLE SIZE	CODE	INNER QTY
4	5/16"	15320	10
4	3/8"	15321	10
4	1/2"	15322	10

PNEUMATIC WHEEL REDUCING BUSHES



- Sold individually.
- Suit 1" bearings.
- Can reduce bearing size down to 20mm, 3/4" and 5/8".

TO SUIT BEARING SIZE	REDUCES TO ID	REDUCER MATERIAL	CODE	INNER QTY
1"	20mm	Nylon	REDBUSH20	N/A
1"	3/4"	Nylon	REDBUSH3/4	N/A
1"	5/8"	Nylon	REDBUSH5/8	N/A
1"	Bush kit includes: 20mm, 3/4" and 5/8"	Nylon	15901	5

03

CONVEYORS & GAS SPRINGS

SECTION CONTENTS

CONVEYOR FRAMES – STRAIGHT	03-45
CONVEYOR FRAMES – CURVED	03-45
CONVEYOR ROLLERS – STEEL	03-46
CONVEYOR ROLLERS – POLYPROPYLENE	03-46
CONVEYOR STANDS – H TYPE.	03-47
BALL TRANSFER	03-47
SMALL TRANSFER CASTOR	03-47
EXPANDING CONVEYOR	03-48



CONVEYORS

CONVEYOR FRAMES - STRAIGHT



- Interlocking sections make for greater flexibility, as well as providing safety through ensuring maximum stability.
- Frames come in an industrial grey painted finish.
- Rollers and stands are sold separately.
- Supplied in kit form.

OVERALL WIDTH (MM)	LENGTH (MM)	PRODUCT CODE
300	1500	CFA1500X300A
300	3000	CFA3000X300A
450	1500	CFA1500X450A
450	3000	CFA3000X450A
600	1500	CFA1500X600A
600	3000	CFA3000X600A

Number of rollers per length of straight frame

STRAIGHT LENGTH	PITCH (MM)	ROLLER QTY
1500mm	75	20
1500mm	150	10
3000mm	75	40
3000mm	150	20

CONVEYOR FRAMES - CURVED



- Versatile system allows for configuring around corners and in any desired direction.
- Interlocking sections make for greater flexibility.
- Interlocking mechanism provides safety and ensures maximum stability.
- Frames come in an industrial grey painted finish.

OVERALL WIDTH (MM)	OUTSIDE RADIUS	PRODUCT CODE
300	1220	CFB090DX300
450	1220	CFB090DX450
600	1360	CFB090DX600

Rollers per length of curved frame

CURVED WIDTH	PITCH (MM)	ROLLER QTY
300mm	70-90	22
300mm	135-175	11
450mm	65-95	22
450mm	130-190	11
600mm	65-105	22
600mm	135-210	11

CONVEYORS

CONVEYOR ROLLERS - STEEL



- Rollers have spring loaded shafts for easy installation and hassle free maintenance.
- Rollers are fitted with precision bearings for a smooth rolling action.
- Zinc plated finish.

FACE WIDTH (MM)	SUITS FRAME WIDTH (MM)	OVER BEARING WIDTH (MM)	LOAD CAPACITY (KG)	MATERIAL	SUITS FRAME TYPE	PRODUCT CODE
226	300	238	110	Steel	Straight	CRA2S300X050
380	450	390	110	Steel	Straight	CRA2S450X050
530	600	542	110	Steel	Straight	CRA2S600X050
2 x 104	300	238	110	Steel	Curved	CRB2S300X050
2 x 180	450	390	110	Steel	Curved	CRB2S450X050
2 x 254	600	542	110	Steel	Curved	CRB2S600X050

CONVEYOR ROLLERS - POLYPROPYLENE



- Rollers have spring loaded shafts for easy installation and hassle free maintenance.
- Rollers are fitted with precision bearings for a smooth rolling action.

FACE WIDTH (MM)	SUITS FRAME WIDTH (MM)	OVER BEARING WIDTH (MM)	LOAD CAPACITY (KG)	MATERIAL	SUITS FRAME TYPE	PRODUCT CODE
233	300	238	50	Polypropylene	Straight	CRA3P300X050
385	450	390	50	Polypropylene	Straight	CRA3P450X050
537	600	542	50	Polypropylene	Straight	CRA3P600X050
2 x 111	300	238	50	Polypropylene	Curved	CRB3P300X050
2 x 186	450	390	50	Polypropylene	Curved	CRB3P450X050
2 x 263	600	542	50	Polypropylene	Curved	CRB3P600X050

CONVEYORS

CONVEYOR STANDS - H TYPE



- Adjustable Conveyor Stands provide a rigid footing for Gravity Conveyors.
- Adjustable height provides flexibility in application and operator comfort.
- Manufactured from high quality pressed steel for structural strength.
- Supplied in kit form.

WIDTH (MM)	HEIGHT RANGE (MM)	PRODUCT CODE
300	505-800	CSH0800X300A
300	715-1050	CSH1050X300A
450	505-800	CSH0800X450A
450	715-1050	CSH1050X450A
600	505-800	CSH0800X600A
600	715-1050	CSH1050X600A

BALL TRANSFER



- These simple but very adaptable free-rolling units enable operators to transfer most flat objects in any direction on a horizontal plane.




OVERALL HEIGHT (MM)	MOUNTING HOLE CENTRE (MM)	HOLE SIZE (MM)	LOAD CAPACITY (KG)	BALL DIAMETER	PRODUCT CODE
31	57	6	45	25.4mm (1")	CBT45

SMALL TRANSFER CASTOR



Description:

- Small ball transfer castor ideal for use on furniture, transfer tables or sliding doors.
- Hang sell format card with blister format.
- Pack of 4.



DIAMETER (MM)	FINISHED HEIGHT (MM)	LOAD CAPACITY	PRODUCT CODE	INNER QTY
16	12	20kg	15195	5

CONVEYORS

EXPANDING CONVEYOR

- The expandable conveyor offers convenience and flexibility, allowing operators to work in tight spaces.
- Can be extended to over three and a half metres which allows the adaption of the conveyor to move goods directly to a desired location.



LENGTH (MM)	WIDTH (MM)	HEIGHT (MM)	LOAD CAPACITY (KG)	WHEEL DIAMETER (MM)	PRODUCT CODE
1350-3800	460	620-990	80 per m2	50	CE460WS
1350-3800	600	920-990	80 per m2	50	CE592WS

04 TROLLEYS & STRAPS

SECTION CONTENTS

TWISTLOCKS	04-51
LIGHT DUTY P HANDLE	04-51
HEAVY DUTY P HANDLE	04-51
SACK TROLLEY	04-51
DOUBLE CYLINDER TROLLEY	04-52
DOUBLE OXY TROLLEY	04-52
CONVERTIBLE HAND TRUCK	04-52
ALUMINIUM HAND TRUCK	04-53
HEAVY DUTY HAND TRUCK	04-53
COLLAPSIBLE TROLLEY	04-53
SMALL UTILITY CART	04-54
PLATFORM TROLLEY	04-54
ALUMINIUM PLATFORM TROLLEY	04-54
STEEL PLATFORM TROLLEY	04-54
PICKING TROLLEY	04-54
SMALL PLASTIC CART	04-55
LARGE PLASTIC CART	04-55
DRUM TROLLEY (210L)	04-55
DRUM RACK CRADLE (210L)	04-55
STAINLESS DRUM TRUCK	04-55
DRUM TRUCK (114L/210L)	04-55
DRUM CARRIER	04-55
MEDIUM / LARGE PLYWOOD DOLLIES	04-56
SMALL DOLLIES	04-56
REMOVALIST DOLLY	04-56
TOOL CART	04-56
ALL TERRAIN	04-56
2T SKATE	04-57
6T SKATE	04-57
TURNTABLE SKATE	04-57
15T ROLLER SKATE	04-57
6T STEERABLE SKATE	04-57
12T STEERABLE SKATE	04-57
FASTY STRAPS	04-57
FASTY STRAPS MERCHANDISE BOXES	04-57
ROPE RATCHETS	04-57
SCISSOR LIFT 227kg	04-58
SCISSOR LIFT 455kg	04-58
HAND PALLET TRUCK	04-58
HYDRAULIC LIFTING TROLLEY 1000kg	04-58
HYDRAULIC PLATFORM STACKER 400kg 1.5m	04-58



TROLLEYS

Make your containers mobile with the new **TWISTLOCKS**

- Add Twistlock and X1 castors to containers for easy movement.
- Requires welding* enquire for pricing.
- Load capacity dependent on X1 castor used.

Code: TWISTLOCK



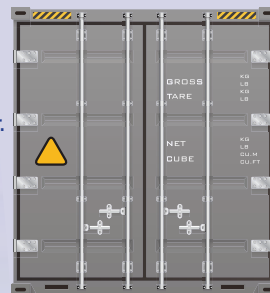
TWISTLOCK

Now available to suit X1 series



X1 Series

Up to 2 Tonnes/castor.




Container Movement Made Easy!

LIGHT DUTY P HANDLE

TPH150

- Light duty trolley with P handle, for easy one hand manoeuvring.
- Puncture proof poly rim wheels for a smooth ride whilst eliminating expensive downtime.



LOAD CAPACITY	DIMENSIONS	FLAT FREE WHEEL	TOE PLATE
150kg	1310x565mm	3.00x4	350x180mm

HEAVY DUTY P HANDLE

TPH270

- Heavy duty trolley with P handle, for easy one hand manoeuvring.
- Large puncture proof steel centred wheels for a smoother ride and reduced push effort.



LOAD CAPACITY	DIMENSIONS	FLAT FREE WHEEL	TOE PLATE
270kg	1310x565mm	3.50x4	350x180mm

SACK TROLLEY

TST150 / TST250

- Multi purpose with fully welded steel frame.
- Fitted with 265mm puncture proof wheels for reduced push effort.

PRODUCT CODE	LOAD CAPACITY	DIMENSIONS	PNEUMATIC WHEEL	TOE PLATE
TST150	150kg	1180x590mm	3.50x4	430x220mm
TST250	250kg	1170x580mm	3.50x4	430x220mm



SPECIALTY TROLLEYS

DOUBLE CYLINDER TROLLEY TDCT200

- Can carry one or two (D or E) cylinders
- Fully welded frame for maximum strength and longevity
- Comes with double security chain



LOAD CAPACITY	DIMENSIONS	SOLID RUBBER WHEEL	TOE PLATE
150kg	1000x560mm	160mm	440x200mm

DOUBLE OXY TROLLEY TDOT200

- Heavy duty construction to carry two (G) cylinders at the same time.
- Fully welded frame for maximum strength and longevity.
- Comes with security chain.



LOAD CAPACITY	DIMENSIONS	FLAT FREE WHEEL	TOE PLATE
250kg	1200x740mm	4.00x6	570x160mm

CONVERTIBLE HAND TRUCK TCT200

- Heavy duty 200-300kg load capacity.
- Versatile hand truck easily converts into a platform trolley.
- Increased flexibility to handle larger/heavier loads.
- Fitted with castors and flat free wheels for a smooth ride.
- Tough steel frame for durability.
- Easily converts from a 2 wheel upright trolley to a 4 wheel platform truck.



New! 2 in 1 Functionality.

Enquire with Your Rep
for Bulk Buy Prices.



LOAD CAPACITY	HANDLE HEIGHT	PLATFORM SIZE	CASTOR/ WHEEL	WHEEL /CASTOR SIZE
300kg	890mm	900x350mm	Puncture Proof	250x70mm
			Swivel Black PP	100mm

LOAD CAPACITY	HANDLE HEIGHT	TOE PLATE	CASTOR/ WHEEL	WHEEL SIZE
200kg	1240mm	350x220mm	Puncture Proof	250x70mm

SPECIALTY TROLLEYS

ALUMINIUM HAND TRUCK TALT250

- Flat shoe type.
- Pram handle.
- Aluminium frame.
- Double-grip handle.



LOAD CAPACITY	DIMENSIONS	PNEUMATIC WHEEL	TOE PLATE
225kg	500x460x1260mm	3.50x4	450x190mm

HEAVY DUTY HAND TRUCK THD250

- Heavy duty steel construction.
- Powder coated frame.
- Wide shoe for transporting larger objects.
- Ergonomic design.



LOAD CAPACITY	DIMENSIONS	FLAT FREE WHEEL	TOE PLATE
250kg	520x560x1340mm	2.50x6	520x215mm

COLLAPSIBLE TROLLEY TATA80 / TATA125

- Lightweight transport trolley to withstand heavy loads.
- Featuring a comfortable grip and easy storage with automatic folding function.

PRODUCT CODE	LOAD CAPACITY	HANDLE HEIGHT	WHEEL DIAMETER	TOE PLATE
TATA80	80kg	1000mm	125mm	395x281mm
TATA125	125kg	1065mm	175mm	458x310mm



TATA80



TATA125

TROLLEYS

SMALL UTILITY CART T2T250P

For 3 Tier Cart Option
Use Code: T3T250P

- Small, heavy-duty utility cart suitable for most industrial applications.
- Features built-in storage handles and non-marking rubber castors.



LOAD CAPACITY	DECK SIZE	CASTOR DIAMETER	NET WEIGHT
250kg	480x850mm	125mm	5kg

PLATFORM TROLLEY TFP250

- Anti-slip platform and non-marking rubber wheels. Neat buffer strip around the platform to protect walls.



LOAD CAPACITY	PLATFORM SIZE	WHEEL DIAMETER	NET WEIGHT
250kg	910x610mm	125mm	18.6kg

ALUMINIUM PLATFORM TROLLEY

TAPT300 / TAPT400

- Easy to manoeuvre.
- Light weight.
- It will never rust and is very easy to keep clean.



PRODUCT CODE	LOAD CAPACITY	PLATFORM SIZE	PLATFORM HEIGHT	HANDLE HEIGHT	WHEEL DIAMETER	NET WEIGHT
TAPT300	300kg	1220x610mm	265mm	970mm	200mm	24kg
TAPT400	400kg	915x610mm	235mm	930mm	150mm	17kg

STEEL PLATFORM TROLLEY

TSPT450 / TSPT900

- Made out of steel to take heavy loads.
- Fully welded frame for maximum strength and longevity.



PRODUCT CODE	LOAD CAPACITY	PLATFORM SIZE	PLATFORM HEIGHT	HANDLE HEIGHT	WHEEL DIAMETER	NET WEIGHT
TSPT450	450kg	915x610mm	215mm	840mm	125mm	30kg
TSPT900	900kg	1220x760mm	240mm	865mm	150mm	40.5kg

PICKING TROLLEY (TUB NOT INCLUDED)

TPT100

- Rigid steel frame stock picking trolley.
- Fitted with 4 swivel castors for maximum mobility.

Add Tub by Using
Code: PICTUB



LOAD CAPACITY	HANDLE HEIGHT	WHEEL DIAMETER	DIMENSIONS
220kg	990mm	100mm	430x860mm

CARTS & DRUM CARRIERS

SMALL PLASTIC CART T2C250P / T3C250P

- Small plastic trolley fitted with 4 rubber swivel castors.
- Suitable for catering, hospitals and schools. Available in 3 tier or 2 tier.



PRODUCT CODE	LOAD CAPACITY	HANDLE HEIGHT	DECK SIZE	TIERS
T2C250P	250kg	940mm	680x410mm	2
T3C250P	250kg	940mm	680x410mm	3

LARGE PLASTIC CART T2C250PL / T3C250PL



PRODUCT CODE	LOAD CAPACITY	HANDLE HEIGHT	DECK SIZE	TIERS
T2C250PL	250kg	955mm	880x490mm	2
T3C250PL	250kg	955mm	880x490mm	3

DRUM TROLLEY (210L) TDD410



- Fully welded durable steel frame, fitted with zinc plated castors. Weighs 5kg, but able to transport 210L drums.

LOAD CAPACITY	INSIDE DIAMETER	CASTOR DIAMETER	NET WEIGHT
410kg	603mm	75mm	5kg

DRUM RACK CRADLE (210L) TDR275



- Allows one person drum handling.
- 2 fixed wheels and 2 swivel castors for manoeuvrability.
- Extendable handles for reduced lift effort and safety.

LOAD CAPACITY	FRONT WHEEL	REAR CASTOR	NET WEIGHT
300kg	125mm	100mm	14.5kg

STAINLESS DRUM TRUCK TDTS250

- 304 stainless steel.
- One person can easily operate.
- Ergonomic design.
- Sturdy construction.



LOAD CAPACITY	INSIDE DIAMETER	CASTOR DIAMETER
250kg	765x500x1400mm	200mm

DRUM TRUCK (114L/210L) TDC300

- Mobile drum carrier to easily transport, rotate and tilt fully loaded drums.
- Can be locked in vertical or horizontal position.

LOAD CAPACITY	DIMENSIONS	SAFE LOAD	NET WEIGHT
364kg	915x572mm	210L	50kg

DRUM CARRIER TDT450

- One person can easily operate.
- Self standing kickstand feature.
- 250mm rubber wheels.
- Securely grips drum for safe transport.



LOAD CAPACITY	INSIDE DIAMETER	CASTOR DIAMETER	NET WEIGHT
450kg	1520x620x1500mm	250mm	28kg



DOLLIES

MEDIUM / LARGE PLYWOOD DOLLIES


PRODUCT CODE	LOAD CAPACITY	DIMENSIONS L X W X H	WHEEL DIAMETER	WHEEL MATERIAL	OUTER QTY
*11003	180kg	590x490x110mm	75mm	Polypropylene	2
*11002	320kg	590x490x150mm	100mm	Urethane	2
*11024	450kg	700x500x150mm	100mm	Blue Rubber	2
*11042	600kg	900x600x175mm	125mm	Blue Rubber	2

*Must be purchased in outer quantities

 Call to Enquire 11002



SMALL DOLLIES

 Call to Enquire

PRODUCT CODE	LOAD CAPACITY	DIMENSIONS L X W	MATERIAL	WHEEL DIAMETER	WHEEL MATERIAL	INNER QTY	OUTER QTY
*11000	100kg	134x43mm	Plywood	30mm	Polypropylene	1	40
*11018	90kg	148x43mm	Metal	30mm	Polypropylene	6	48

*Must be purchased in inner quantities



REMOVALIST DOLLY

*11030

- Heavy duty dolly with rigid steel frame and protective bumpers. Fitted with pneumatic wheels for a smoother ride.



LOAD CAPACITY	PLATFORM SIZE	PNEUMATIC WHEEL	FRAME MATERIAL	OUTER QTY
300kg	370x750mm	3.50x4	Steel	1

*Must be purchased in outer quantities

TOOL CART

*11033

- Heavy duty tool cart with built-in soft grip handle. Fitted with non-slip pads to protect load. Can be fitted with straps.



LOAD CAPACITY	PLATFORM SIZE	CASTORS	FRAME MATERIAL	OUTER QTY
300kg	800x400mm	100mm PU	Steel/Plywood	2

ALL TERRAIN

TATD150

- Suitable for outdoor use in all types of terrain. Built with easy fold handle. Platform fitted with non-slip rubber mat.
- Can be used with straps.



LOAD CAPACITY	PLATFORM SIZE	PNEUMATIC WHEEL	FRAME MATERIAL
150kg	900x600mm	3.50x4	Steel/Plywood

SKATES, STRAPS & ROPE RATCHETS


2T SKATE SKATE2T



- Rugged and sturdy construction. Nylon wheels with sealed bearings. Rubber platform for extra grip and load protection. Low profile for increased stability and easy positioning.

LOAD CAPACITY	DIMENSIONS	WHEEL SIZE	LOAD WHEELS
2T	335x120x100mm	86x90mm	2

6T SKATE SKATE6T



TURNTABLE SKATE SKATE6TT



- Used to move and position large, heavy equipment and machinery.

LOAD CAPACITY	DIMENSIONS	WHEEL SIZE	LOAD WHEELS
6T	410x230x100mm	86x90mm	6

LOAD CAPACITY	DIMENSIONS	WHEEL SIZE	LOAD WHEELS
6T	300x222x110mm	80x70mm	4

15T ROLLER SKATE SKATE15TR



- Heavy duty load skate.
- Hardened steel belt drive design.
- Low profile for stability and easy placement.
- Moving speed not to exceed 5m/min.

LOAD CAPACITY	NUMBER OF ROLLERS
13T	13

6T STEERABLE SKATE SKATE6TS



- Fitted with nylon rollers.
- Steerable for manoeuvrability.
- Low profile for stability.
- Drawbar helps easy placement.

LOAD CAPACITY	DIMENSIONS	NUMBER OF ROLLERS	WEIGHT
6T	630x400x115mm	8	5.2kg

12T STEERABLE SKATE SKATE12TS



- Fitted with steel rollers.
- Steerable for manoeuvrability.
- Low profile for stability.
- Drawbar helps easy placement.

LOAD CAPACITY	DIMENSIONS	NUMBER OF ROLLERS
12T	630x400x115mm	8

FASTY STRAPS

- Each strap is colour coded for easy identification. Each strap has a load capacity of 400kg.
- Easy to use and suitable for numerous applications. Suitable for trade and diy.



PRODUCT CODE	DESCRIPTION	MIN. BUY	PACK QTY
FASTY121	White strap, 1.0m long, 25mm wide, 400kg capacity	1	10
FASTY122	Yellow strap, 1.5m long, 25mm wide, 400kg capacity	1	10
FASTY123	Blue strap, 2.0m long, 25mm wide, 400kg capacity	1	10
FASTY124	Red strap, 2.5m long, 25mm wide, 400kg capacity	1	10
FASTY125	Black strap, 3.5m long, 25mm wide, 400kg capacity	1	10

FASTY STRAPS MERCHANDISE BOXES

- Fasty straps can be purchased in two merchandise box display formats.
- Select from the display barrel (60pcs) or the display box (40pcs) for great over the counter display options.



PRODUCT CODE	DESCRIPTION	MIN. BUY	PACK QTY
*FASTYBARREL	Fasty Merchandise Display Barrel (12pcs of Each Colour)	1	60
*FASTYBOX	Fasty Merchandise Display Box (8pcs of Each Colour)	1	40

*Special order only

Call to Enquire

ROPE RATCHETS

PRODUCT CODE	DESCRIPTION	MIN. BUY	CTN. QTY
A1001	3mm Ratchet c/w rope & hook, 1.8m rope blister pack single, max load 34kg	1	12
B1010	6mm Ratchet c/w rope & hook, 2.4m rope blister pack single, max load 68kg	1	12
C1020	8mm-10mm Ratchet c/w rope & hook, 2.4m rope blister pack single, max load 113kg	1	6



PALLETS, LIFT TABLES & PLATFORM STACKER

SCISSOR LIFT 227kg THLT227



LOAD CAPACITY	PLATFORM DIMENSIONS	HANDLE HEIGHT	TABLE RANGE
227kg	710x450mm	900mm	229-724mm

SCISSOR LIFT 455kg THLT455



LOAD CAPACITY	PLATFORM DIMENSIONS	HANDLE HEIGHT	TABLE RANGE
455kg	812x500mm	1000mm	280-900mm

HYDRAULIC LIFTING TROLLEY 1000kg THLT1000

- Sturdy construction.
- Foot operated hydraulic lift.
- Fitted with two fixed and two locking castors.
- There is a lever on the handle to lower the table to its minimum height.
- Handle folds down for flat storage.



LOAD CAPACITY	PLATFORM DIMENSIONS	HANDLE HEIGHT	TABLE RANGE
1000kg	1016x510mm	980mm	380-990mm

HAND PALLET TRUCK TPT2500 / TPT2000L / TPT2500N

- Robust pallet trucks available in 3 fork lengths.
- Grease fittings at all pivot points to ensure longevity.



PRODUCT CODE	LOAD CAPACITY	FORK LENGTH	HEIGHT RANGE	SINGLE FORK SIZE
TPT2500	2500kg	1120mm	85-200mm	160x48mm
TPT2000L	2000kg	1800mm	85-200mm	160x48mm
TPT2500N	2500kg	1300mm	85-200mm	160x48mm

HYDRAULIC PLATFORM STACKER 400kg 1.5m (*ALSO AVAILABLE IN 1.2m HEIGHT) THPS400X1.5 / *THPS400X1.2

- Heavy duty finish with hardened chrome frame.
- Chain drive foot operated lift system with overload protection valve for safety.
- Table range 1500mm max.

Perfect for Heavy Duty Warehousing and Machinery, Maintenance and Fittings Applications!



PRODUCT CODE	LOAD CAPACITY	PLATFORM DIMENSIONS	HANDLE HEIGHT	TABLE RANGE
THPS400X1.5	400kg	650x550mm	1100mm	200-1500 mm
THPS400X1.2	400kg	650x550mm	1100mm	200-1200 mm

SECTION CONTENTS

FISCHER COMBO STORAGE TROLLEY 05-61

FISCHER COMBO STORAGE TROLLEY
KIT INCLUSIONS: 05-61

STOR-PAK BINS 05-62

SPARE PARTS TRAYS 05-63

CLEAR COMPARTMENT BOXES 05-64

FIRST AID BOXES 05-66

ABS COMPARTMENT CASES 05-66

LOUVRE PANELS 05-67

STACKABLE DRAW UNITS 05-67

TILTING COMPARTMENT BOX 05-67

DRAWER ORGANISERS 05-67

FISCHER TOOL BOXES. 05-68

GDM TOOL BOXES 05-69

WAR WAGON 62 ROLLING WORK BENCH 05-70

STORAGEMASTER 49 ROLLING WORK BENCH. 05-70

JOBMASTER CHESTS 05-70

STORAGEMASTER CHESTS 05-71

JOBMASTER CABINETS 05-71

PORTABLE WORKSTATION. 05-71

PIANO BOX 05-72

CHEST BOX 05-72

CABINET BOX 05-72



JOB SITE STORAGE EQUIPMENT

05 STORAGE & BOXES

STORAGE SOLUTIONS

FISCHER COMBO STORAGE TROLLEY

- Complete with 28 Stor-Pak bins and labels.
- Double-sided louvre panels.
- Modular system stands that can interconnect.
- Tough and durable polypropylene bins.
- Fitted with 2 swivel and 2 swivel brake castors.
- Available with blue, yellow, red and green tubs. Colours must be specified on order.
- Australian made and owned.



Modular System
Buy Multiple Stands
and Interconnect



Customise Your Stand!

*Select from 4 colours

*Colour to be selected and specified when placing the order. Where unspecified tubs will be provided in blue. Choose from blue, yellow, red and green tubs.









FISCHER COMBO STORAGE TROLLEY KIT INCLUSIONS:

PRODUCT CODE	DESCRIPTION	WIDTH (mm)	DEPTH (mm)	HEIGHT (mm)	VOLUME (L)	MAX LOAD (kg)	STAND QTY
F1H-060	Stor-Pak Bin 5	100	115	60	0.5	2	8
F1H-061	Stor-Pak Bin 10	100	170	85	1.0	5	8
F1H-062	Stor-Pak Bin 25	133	220	125	2.5	9	6
F1H-063	Stor-Pak Bin 60	200	275	165	6.0	14	4
F1H-064	Stor-Pak Bin 120	410	275	165	12.0	18	2
F1H-052	Pack of 24 Stor-Pak Bin Labels			N/A			2
F1H-101	Feeder Trolley	460	660	1200		N/A	1

STORAGE SOLUTIONS

STOR-PAK BINS







PART	DESCRIPTION	COLOUR	SIZE	CAPACITY	MIN. BUY	CTN. QTY
F1H-060BL	Stor-pak 5	Blue	W100 x D115 x H60mm	2kg	12	12
F1H-060C	Stor-pak 5	Clear	W100 x D115 x H60mm	2kg	12	12
F1H-060G	Stor-pak 5	Green	W100 x D115 x H60mm	2kg	12	12
F1H-060R	Stor-pak 5	Red	W100 x D115 x H60mm	2kg	12	12
F1H-060Y	Stor-pak 5	Yellow	W100 x D115 x H60mm	2kg	12	12
F1H-060O	Stor-pak 5	Orange	W100 x D115 x H60mm	2kg	12	12
F1H-061BL	Stor-pak 10	Blue	W100 x D170 x H85mm	5kg	6	6
F1H-061C	Stor-pak 10	Clear	W100 x D170 x H85mm	5kg	6	6
F1H-061G	Stor-pak 10	Green	W100 x D170 x H85mm	5kg	6	6
F1H-061R	Stor-pak 10	Red	W100 x D170 x H85mm	5kg	6	6
F1H-061Y	Stor-pak 10	Yellow	W100 x D170 x H85mm	5kg	6	6
F1H-061O	Stor-pak 10	Orange	W100 x D170 x H85mm	5kg	6	6
F1H-062BL	Stor-pak 25	Blue	W133 x D220 x H125mm	9kg	6	6
F1H-062C	Stor-pak 25	Clear	W133 x D220 x H125mm	9kg	6	6
F1H-062G	Stor-pak 25	Green	W133 x D220 x H125mm	9kg	6	6
F1H-062R	Stor-pak 25	Red	W133 x D220 x H125mm	9kg	6	6
F1H-062Y	Stor-pak 25	Yellow	W133 x D220 x H125mm	9kg	6	6
F1H-062O	Stor-pak 25	Orange	W133 x D220 x H125mm	9kg	6	6
F1H-063BL	Stor-pak 60	Blue	W200 x D275 x H165mm	14kg	6	6
F1H-063C	Stor-pak 60	Clear	W200 x D275 x H165mm	14kg	6	6
F1H-063G	Stor-pak 60	Green	W200 x D275 x H165mm	14kg	6	6
F1H-063R	Stor-pak 60	Red	W200 x D275 x H165mm	14kg	6	6
F1H-063Y	Stor-pak 60	Yellow	W200 x D275 x H165mm	14kg	6	6
F1H-063O	Stor-pak 60	Orange	W200 x D275 x H165mm	14kg	6	6
F1H-064BL	Stor-pak 120	Blue	W410 x D275 x H165mm	18kg	5	5
F1H-064C	Stor-pak 120	Clear	W410 x D275 x H165mm	18kg	5	5
F1H-064G	Stor-pak 120	Green	W410 x D275 x H165mm	18kg	5	5
F1H-064R	Stor-pak 120	Red	W410 x D275 x H165mm	18kg	5	5
F1H-064Y	Stor-pak 120	Yellow	W410 x D275 x H165mm	18kg	5	5
F1H-064O	Stor-pak 120	Orange	W410 x D275 x H165mm	18kg	5	5
F1H-065BL	Stor-pak 240	Blue	W410 x D440 x H210mm	27kg	1	1
F1H-065C	Stor-pak 240	Clear	W410 x D440 x H210mm	27kg	1	1
F1H-065G	Stor-pak 240	Green	W410 x D440 x H210mm	27kg	1	1
F1H-065R	Stor-pak 240	Red	W410 x D440 x H210mm	27kg	1	1
F1H-065Y	Stor-pak 240	Yellow	W410 x D440 x H210mm	27kg	1	1
F1H-065C	Stor-pak 240	Clear	W410 x D440 x H210mm	27kg	1	1
F1H-065O	Stor-pak 240	Orange	W410 x D440 x H210mm	27kg	1	1
F1H-052	Stor-pak label (24pc)	White	To suit all bins	na	1	12
F1H-056	Stor-pak dividers (2pc)	Black	To suit 60 & 120 bins	na	1	20
F1H-058	Stor-pak dividers (50pc)	Black	To suit 60 & 120 bins	na	50	50
F1H-057	Stor-pak dividers (45pc)	Black	To suit 240 bins	na	45	45

STORAGE SOLUTIONS

SPARE PARTS TRAYS

- Fits standard shelving.
- Front grab handle.
- Resists dirt and oil.
- Dividers can be removed or added.
- Label identification slot.








PART	DESCRIPTION	COLOUR	SIZE	MIN. BUY	CTN. QTY
F1H-001	Parts Tray Bar Coded	Grey	W100 x H100 x D300mm	12	12
*F1H-001BL	Parts Tray Bar Coded	Blue	W100 x H100 x D300mm	12	12
*F1H-001G	Parts Tray Bar Coded	Green	W100 x H100 x D300mm	12	12
*F1H-001R	Parts Tray Bar Coded	Red	W100 x H100 x D300mm	12	12
*F1H-001Y	Parts Tray Bar Coded	Yellow	W100 x H100 x D300mm	12	12
F1H-002	Parts Tray Bar Coded	Grey	W100 x H100 x D400mm	12	12
*F1H-002BL	Parts Tray Bar Coded	Blue	W100 x H100 x D400mm	12	12
*F1H-002G	Parts Tray Bar Coded	Green	W100 x H100 x D400mm	12	12
*F1H-002R	Parts Tray Bar Coded	Red	W100 x H100 x D400mm	12	12
*F1H-002Y	Parts Tray Bar Coded	Yellow	W100 x H100 x D400mm	12	12
F1H-003	Parts Tray Bar Coded	Grey	W200 x H100 x D300mm	6	6
*F1H-003BL	Parts Tray Bar Coded	Blue	W200 x H100 x D300mm	6	6
*F1H-003G	Parts Tray Bar Coded	Green	W200 x H100 x D300mm	6	6
*F1H-003R	Parts Tray Bar Coded	Red	W200 x H100 x D300mm	6	6
*F1H-003Y	Parts Tray Bar Coded	Yellow	W200 x H100 x D300mm	6	6
F1H-004	Parts Tray Bar Coded	Grey	W200 x H100 x D400mm	6	6
*F1H-004BL	Parts Tray Bar Coded	Blue	W200 x H100 x D400mm	6	6
*F1H-004G	Parts Tray Bar Coded	Green	W200 x H100 x D400mm	6	6
*F1H-004R	Parts Tray Bar Coded	Red	W200 x H100 x D400mm	6	6
*F1H-004Y	Parts Tray Bar Coded	Yellow	W200 x H100 x D400mm	6	6
F1H-014	Dividers	Grey	W100 x H100mm	1	1
F1H-026	Dividers	Grey	W200 x H100mm	1	1
F1H-027	Parts Tray Bulk- Non Barcoded	Grey	W100 x H100 x D600mm	12	12
F1H-028	Parts Tray Bulk- Non Barcoded	Grey	W200 x H100 x D600mm	6	6



STORAGE SOLUTIONS


CLEAR COMPARTMENT BOXES

- Quality plastic construction.
- Clear for easy viewing.
- Secure locking catch.
- Big range to suit your needs.



PART	DESCRIPTION	COMPARTMENTS	SIZE	MIN. BUY	CTN. QTY
F1H-031	Accessory box small	1	W188 x D118 x H31mm	12	12
F1H-030	Accessory box small	5	W188 x D118 x H31mm	12	12
F1H-032	Accessory box medium deep	1	W195 x D136 x H66mm	14	14
F1H-029	Accessory box medium	1	W195 x D157 x H48mm	12	12
F1H-038	Accessory box medium	6	W195 x D157 x H48mm	12	12
F1H-039	Accessory box medium	14	W195 x D157 x H48mm	12	12
F1H-092	Accessory box large	1	W310 x D200 x H48mm	5	5

STORAGE SOLUTIONS



PART	DESCRIPTION	COMPARTMENTS	SIZE	MIN. BUY	CTN. QTY
F1H-093	Accessory box large	12	W310 x D200 x H48mm	5	5
F1H-094	Accessory box large	18	W310 x D200 x H48mm	5	5
F1H-096	Accessory box large	1	W310 x D200 x H80mm	3	3
F1H-090	Accessory box large	3	W310 x D200 x H80mm	3	3
F1H-095	Accessory box large	6	W310 x D200 x H80mm	3	3
F1H-091	Accessory box extra large	1	W350 x D270 x H100mm	3	3
F1H-098	Accessory box extra large	8	W350 x D270 x H100mm	3	3
F1H-097	Accessory box extra large	20	W350 x D270 x H55mm	5	5

STORAGE SOLUTIONS

FIRST AID BOXES



PART	DESCRIPTION	SIZE	MIN. BUY	CTN. QTY
*F1H-144	First Aid Box C/W Tray Lock Latch	W328 x D190 x H160mm	6	6
*F1H-145	First Aid Box 2 Tray Lock Latch	W400 x D230 x H203mm	6	6
*F1H-164KN	First Aid Cabinet Small Knob Latch	W265 x D140 x H325mm	2	2
*F1H-167KN	First Aid Cabinet Medium Knob Latch	W320 x D187 x H370mm	2	2
*F1H-164L	First Aid Cabinet Small Lock Latch	W265 x D140 x H325mm	2	2
*F1H-167L	First Aid Cabinet Medium Lock Latch	W320 x D187 x H370mm	2	2

ABS COMPARTMENT CASES



- Tough polycarbonate and ABS.
- Storage modules are stackable.
- 21 divisions with adjustable dividers.
- Self locking drawer slides.

PART	DESCRIPTION	COLOUR	SIZE	MIN. BUY	CTN. QTY
F1H-150BL	Ezi-Pak carry case Clear lid	Blue	W430 x D375 x H90mm	1	4
F1H-150R	Ezi-Pak carry case Clear lid	Red	W430 x D375 x H91mm	1	4
*F1H-151BL	Ezi-Pak carry case Blue lid	Blue	W430 x D375 x H92mm	1	4
*F1H-151R	Ezi-Pak carry case Red lid	Red	W430 x D375 x H93mm	1	4
*F1H-156	Ezi-Pak storage frame	Black	Holds 2 cases	1	1

Items marked “” are special order only. Special orders are carton quantity only.

LOUVRE PANELS & BOXES



LOUVRE PANELS

- Made from tough ABS plastic.
- Holds more weight than steel panel.
- Interlocking corners.
- Multiple screw mounting holes for strength.
- Fits STOR-PAKS, VISI-PAKS and DRAW ORGANISERS.

PART	DESCRIPTION	COLOUR	SIZE	MIN. BUY	CTN. QTY
F1H-071	Louvre Panel	Metal	W1824 x H460mm	1	1
F1H-071A	Louvre Panel	Metal	W912 x H460mm	1	1
F1H-082	Louvre Panel	Beige	W460 x H153mm	1	6
F1H-083	Louvre Panel	Beige	W460 x H460mm	1	6



STACKABLE DRAW UNITS

- Fits Louvre panel.
- Stackable.
- 3 lockable drawers.
- 2 removable dividers per drawer.
- Label identification slots.

PART	DESCRIPTION	COLOUR	SIZE	MIN. BUY	CTN. QTY
*F1H-086	STOR-PAR 3 Drawer	Grey with blue drawer	W205 x D285 x H160mm	3	3



TILTING COMPARTMENT BOX

- Fits Louvre panel.
- Stackable.
- Interlocks side by side.
- Screw mount holes.
- Drawer tilts.
- Drawer removable.

PART	DESCRIPTION	COLOUR	SIZE	MIN. BUY	CTN. QTY
F1H-040	VISI-PAK Small	Beige with Clear drawer	W103 x D83 x H120mm	1	6
F1H-041	VISI-PAK Medium	Beige with Clear drawer	W154 x D126 x H182mm	1	6
F1H-042	VISI-PAK Large	Beige with Clear drawer	W208 x D167 x H238mm	1	6



DRAWER ORGANISERS

- Fits Louvre panel.
- Screw mount holes.
- Drawers are removable.
- Full length drawers.

PART	DESCRIPTION	COLOUR	SIZE	MIN. BUY	CTN. QTY
*F1H-048	2 Drawer Organiser	Blue Cabinet with Clear drawers	W87 x D136 x H98mm	6	6
*F1H-044	3 Drawer Organiser	Blue Cabinet with Clear drawers	W155 x D128 x H142mm	6	6
F1H-050	12 Drawer Organiser	Blue Cabinet with Clear drawers	W230 x D128 x H188mm	6	6
F1H-051	20 Drawer Organiser	Blue Cabinet with Clear drawers	W305 x D128 x H230mm	3	3

Items marked "" are special order only. Special orders are carton quantity only.

FISCHER TOOL BOXES



PART	DESCRIPTION	SIZE	MIN. BUY	CTN. QTY
F1H-105	Mini Tool Box C/W Tray	W290 x D150 x H115mm	6	6
F1H-124	Small Tool Box C/W Tray	W328 x D190 x H160mm	6	6
F1H-125	Medium Tool Box C/W Tray	W400 x D230 x H203mm	6	6
F1H-126	Large Tool Box C/W Tray	W465 x D300 x H254mm	2	2
*F1H-106	Small Cantilever Box 2 Tray	W328 x D190 x H160mm	6	6
*F1H-107	Medium Cantilever Box 3 Tray	W400 x D230 x H203mm	6	6
*F1H-108	Large Cantilever Box 6 Tray	W465 x D300 x H254mm	2	2

Items marked "" are special order only. Special orders are carton quantity only.

GDM PLASTIC TOOL BOXES

- Manufactured in Italy by the Di Martino company, which was founded in the 1960s. Di Martino specialises in the production of high quality, high tech plastic products.
- Perfect for both professional and hobby use, the range of tool boxes offers a practical and versatile design. Features quality hinges and locking systems through the entire range of boxes and cabinets.



- Removable tray organises tools and features a comfortable handle for easy carrying; positive latch prevents accidental spills; padlock tab for added security.

PART	LENGTH	WIDTH	HEIGHT	MIN. BUY	PER BOX
G301N	380mm	195mm	150mm	1	6
*G401N	380mm	260mm	220mm	1	6




- Removable deep tray organises tools and features a comfortable handle for easy carrying; positive latch prevents accidental spills; padlock tab for added security.

PART	LENGTH	WIDTH	HEIGHT	MIN. BUY	PER BOX
G503N	480mm	260mm	240mm	1	3
G603N	575mm	260mm	260mm	1	3



- Portable storage cabinet, can be coupled vertically or horizontally.
- Each cabinet comes with 6 removable assortment trays. Each assortment tray has 15 adjustable compartments. Trays lock in.
- Replacement tray (G716R) also sold separately.

PART	LENGTH	WIDTH	HEIGHT	OTHER	MIN. BUY	PER BOX
G750N	355mm	235mm	303mm	6 x G716R	1	5
*G716R	320mm	220mm	400mm	15 compartments	1	12



- Assortment trays, available in single and double sided, each side has 24 adjustable compartments. Over capping lid prevents the transfer of items between compartments.

PART	LENGTH	WIDTH	HEIGHT	COMPARTMENTS	MIN. BUY	PER BOX
G720N	375mm	320mm	60mm	24	1	12
G730N	375mm	320mm	120mm	48	1	6

Items marked "" are special order only.

STORAGE EQUIPMENT

WAR WAGON 62 ROLLING WORK BENCH

- Fitted with Watchman IV Lock System for added theft protection.
- One drawer compartment and two shelf compartments.
- Work top and bottom panels are a 4.47mm steel plate.
- Four 200mm diameter castors, two swivel with brakes.
- Six doors, three each side for easy access.
- Fully arc welded seams for a durable finish.
- Large drawer capacity 100kg each.
- Small drawer capacity 50kg each.
- Overall load capacity 1545kg.



MODEL NUMBER	LOAD CAPACITY	LENGTH	DEPTH	HEIGHT	WEIGHT
K62	1545kg	1575mm	813mm	864mm	271kg

STORAGEMASTER 49 ROLLING WORK BENCH

- Fitted with Watchman IV Lock System for added theft protection.
- One drawer compartment and one shelf compartment.
- Work top and bottom panels are a 2.60mm steel plate.
- Four 150mm diameter castors, two swivel with brakes.
- Oven cured enamel for a durable finish.
- Drawer capacity 50kg each.
- Overall load capacity 455kg.



MODEL NUMBER	LOAD CAPACITY	LENGTH	DEPTH	HEIGHT	WEIGHT
*K49	454kg	1175mm	635mm	953mm	160kg

JOBMASTER CHESTS

- Fully arc welded seams for extra strength and weather protection.
- Rugged 20mm pipe handles fold out of the way.
- Fitted with dual Watchman IV Lock System.
- Full length piano hinge, staked and welded to resist break ins.
- Skids are pre punched for easy installation of castors.
- Formed ribs add strength to the front of the chest (not mod. 2060).
- Channels are added to the cover for extra strength (not mod. 2060).
- Overlapping cover for weather protection.
- Skids raise the unit for easy fork lifting.
- Oven cured enamel for a durable finish.



MODEL NUMBER	LENGTH	DEPTH	OPEN HEIGHT	CLOSED HEIGHT	WEIGHT
K60	1524mm	610mm	1250mm	660mm	77kg
*K2060	1524mm	610mm	1206mm	635mm	68kg
K36	914mm	482mm	950mm	482mm	40kg
K42	1066mm	482mm	1000mm	533mm	45kg
K2472	1830mm	610mm	1250mm	660mm	90kg
*K21	Tool Tray to suit Models 60 and 2472				
*K41	Tool Tray to suit Models 36 and 42				

Items marked "" are special order only.

STORAGE EQUIPMENT

STORAGEMASTER CHESTS

- Double 90° formed channels on front edge of body adds strength.
- Rugged 20mm pipe handles are recessed and fold out of the way.
- Dual gas struts provide easy one hand operation of the cover.
- Fitted with Watchman IV Lock System for theft protection.
- Skids are pre punched for the installation of castors.
- Fully arc welded seams for extra strength.
- Oven cured enamel for durable finish.
- Skids raise the unit for easy forking.
- MOD 91 - Front panel folds down, turns into loading ramp.



MODEL NUMBER	LENGTH	DEPTH	OPEN HEIGHT	CLOSED HEIGHT	WEIGHT
K79	1220mm	762mm	1981mm	1245mm	121kg
K89	1524mm	762mm	1981mm	1245mm	143kg
K90	1829mm	762mm	1981mm	1245mm	160kg
K91	1829mm	762mm	1981mm	1245mm	182kg

JOBMASTER CABINETS

- Rugged 20mm pipe handles are recessed and fold out of the way.
- Fitted with dual Watchman IV Lock System for theft protection.
- Skids are pre punched for easy installation of castors.
- Channels add extra strength and rigidity.
- Oven cured enamel for a durable finish.
- Skids raise the unit for easy forking.
- Fully arc welded for extra strength.
- Shelves are welded in place.

Model 129



MODEL NUMBER	CAPACITY M	LENGTH	DEPTH	HEIGHT	WEIGHT
*K99	1.77	1524mm	762mm	1524mm	209kg
*K109	1.42	1524mm	610mm	1524mm	169kg
*K111	1.42	1524mm	610mm	1524mm	169kg
*K112	1.77	1524mm	762mm	1524mm	289kg
*K129	1.20	1829mm	508mm	1295mm	175kg
*K139	1.77	1524mm	762mm	1524mm	190kg

PORTABLE WORKSTATION

- Engineered to be used at strategic points around a factory or work site for storing and reviewing drawings as well as locking up tools.
- The top section has a large, sloping desk area suitable for spreading out prints and working on production drawings, with a full length storage shelf above.
- The swing up door offers some limited protection from the weather when used on construction sites.



MODEL NUMBER	LENGTH	DEPTH	HEIGHT	WEIGHT
*K119	1524mm	1066mm	2082mm	264kg

Items marked "" are special order only.

STORAGE - MASTER BOXES

PIANO BOX

- Gas spring guards protect springs from shifting-load damage.
- Two shelves for extra storage and organisation.
- Interior storage grid for hanging safety gear and other items.
- Two recessed handles for safe closing, even with gloves on heavy duty hinges to resist pry-ins.
- Electrical pass through grommet - charge tools overnight.
- Non-linear three point latching system.
- Crane lift system.
- Tubular steel frame.
- Castors not included.



MODEL NUMBER	WEIGHT	LENGTH	DEPTH	HEIGHT
K1000	184kg	1676mm	762mm	1384mm

CHEST BOX

- Deep cover design for strength and security.
- Heavy duty single cover support for easy closing.
- Heavy duty hinges to resist pry-ins.
- Electrical pass through grommet - charge tools overnight.
- Non-linear three point latching system.
- Crane lift system.
- Weather and drill resistant lock.
- Tubular steel frame.



MODEL NUMBER	WEIGHT	LENGTH	DEPTH	HEIGHT
K1010	130kg	1676mm	762mm	914mm

CABINET BOX

- Top shelf 10.5" from top of cabinet lip, second shelf 7.5" from bottom of shelf, bottom shelf is adjustable for easy storage of bulky items.
- Low centre of gravity provides stability.
- Open design, without centre posts, for maximum storage and accessibility.
- Heavy duty hinges to resist pry-ins.
- Electrical pass through grommet - charge tools overnight.
- Non-linear three point latching system.
- Crane lift system.
- Weather and drill resistant lock.
- Tubular steel frame



MODEL NUMBER	WEIGHT	LENGTH	DEPTH	HEIGHT
*K1020	182kg	1676mm	762mm	1384mm

06

ABRASIVES & WIRE BRUSHES

SECTION CONTENTS

GENERAL PURPOSE DRY CUTTING	06-75
GENERAL PURPOSE STEEL AND STAINLESS STEEL CUTTING	06-75
GENERAL PURPOSE STEEL CUTTING	06-76
GENERAL PURPOSE STEEL GRINDING	06-76
DOUBLE DENSITY FLAP DISCS	06-77
MOUNTED CONICAL BRUSH BEVELLED BRUSH (TWISTED OR CRIMPED).	06-78
MOUNTED CUP BRUSH (TWISTED OR CRIMPED WIRE).	06-78
MOUNTED CONICAL WHEEL TWISTED OR CRIMPED .	06-78
END BRUSH.	06-78
CRIMPED CIRCULAR WHEELS	06-79
CRIMPED WIRE CONICAL BRUSH/BEVEL BRUSH. . .	06-79
TWISTED WIRE CONICAL BRUSH/BEVEL BRUSH. . .	06-79
CRIMPED WIRE CUP BRUSH.	06-79
TWISTED WIRE CUP BRUSH	06-79
TWIST KNOT WHEELS.	06-80
CRIMPED CUP BRUSHES	06-81
TWIST KNOT CUP BRUSHES.	06-81
CRIMPED WIRE WHEELS.	06-82
NYLON ABRASIVE – MOUNTED BRUSHES	06-82
CONICAL BRUSHES	06-83
MOUNTED WHEELS – 6mm SHAFT	06-83
SPID BRUSHES	06-85
SLIM HAND BRUSHES.	06-85
ROCKET WOODEN WELDERS BRUSH	06-85
HAND BRUSHES.	06-85
CONDENSER AND BOILER TUBE BRUSHES	06-86



ROCKET CUTTING DISCS

GENERAL PURPOSE DRY CUTTING

- Cuts bricks, blocks and concrete.
- Can be used to cut non ferrous metals.
- Complies to AS 1788.1-1987 DIN EN 12413.
- Always use safety guards.
- Always wear protective clothing and safety equipment.
- Do not exceed the maximum safe speed.



MASONRY		FLAT CUT OFF WHEEL					
PART	SIZE	GRADE	MAX RPM	BARCODE	MIN. BUY	BOX QTY	CARTON QTY
CDMA100216	100 x 2 x 16	C30RBF	15200	9336985000348	10	50	200
CDMA115322	115 x 3 x 22	C30RBF	13500	9336985000355	10	50	200
CDMA125322	125 x 3 x 22	C30RBF	12200	9336985000362	10	50	200
CDMA180322	180 x 3 x 22	C30RBF	8500	9336985000379	10	50	100
CDMA230322	230 x 3 x 22	C30RBF	6600	9336985000386	10	10	50

GENERAL PURPOSE STEEL AND STAINLESS STEEL CUTTING

- Quick cutting action.
- Cooler cutting action.
- Use on harder metals.
- Complies to AS 1788.1-1987 DIN EN 12413.
- Always use safety guards.
- Always wear protective clothing and safety equipment
- Do not exceed the maximum safe speed.
- 100mm x 115mm & 125mm available in a protective metal can containing 10 discs.
- Metal can protect discs from damage and avoids contact with chemicals.



STAINLESS AND STEEL		FLAT CUT OFF WHEEL – ULTRATHIN					
PART	SIZE	GRADE	MAX RPM	BARCODE	MIN. BUY	BOX QTY	CARTON QTY
CDSS100116	100 x 1 x 16	A60TBF	15200	9336985000454	10	50	500
CDSS100116CAN	100 x 1 x 16	A60TBF	15200	9336985000799	1 CAN 10 DISCS	5 CANS 50 DISCS	40 CANS 400 DISCS
CDSS115122	115 x 1 x 22	A60TBF	13500	9336985000461	10	50	500
CDSS115122CAN	115 x 1 x 22	A60TBF	13500	9336985000812	1 CAN 10 DISCS	5 CANS 50 DISCS	40 CANS 400 DISCS
CDSS125122	125 x 1 x 22	A60TBF	12200	9336985000478	10	100	500
CDSS125122CAN	125 x 1 x 22	A60TBF	12200	9336985000805	1 CAN 10 DISCS	5 CANS 50 DISCS	40 CANS 400 DISCS
CDSS180222	180 x 2 x 22	A60TBF	8500	9336985000430	10	50	100
CDSS230222	230 x 2 x 22	A60TBF	6600	9336985000447	10	10	50



ROCKET METAL GRINDING WHEELS

GENERAL PURPOSE STEEL CUTTING

- Long cutting life.
- For faster cutting use thin stainless cut off wheels.
- Always wear protective clothing and safety equipment.
- Do not exceed the maximum safe speed.
- Always use safety guards.



METAL		FLAT CUT OFF WHEEL					
PART	SIZE	GRADE	MAX RPM	BARCODE	MIN. BUY	BOX QTY	CARTON QTY
CDM100216	100 x 2 x 16	A30RBF	15200	9336985000270	10	50	200
CDM115322	115 x 3 x 22	A30RBF	13500	9336985000287	10	50	200
CDM125322	125 x 3 x 22	A30RBF	12200	9336985000294	10	50	200
CDM180322	180 x 3 x 22	A30RBF	8500	9336985000317	10	50	100
CDM230322	230 x 3 x 22	A30RBF	6600	9336985000324	10	10	50
CDM355325	355 x 3 x 25.4	A30RBF	4400	9336985000331	10	10	30

GENERAL PURPOSE STEEL GRINDING

- Long grinding life.
- Excellent stock removal.
- Always wear protective clothing and safety equipment.
- Do not exceed the maximum safe speed.
- Always use safety guards.



METAL		RAISED HUB GRINDING WHEEL					
PART	SIZE	GRADE	MAX RPM	BARCODE	MIN. BUY	BOX QTY	CARTON QTY
GDM100616	100 x 6 x 16	A24RBF	15200	93369850002163	10	25	200
GDM115622	115 x 6 x 22	A24RBF	13300	9336985000225	10	10	100
GDM125622	125 x 6 x 22	A24RBF	12200	9336985000232	10	10	100
GDM180622	180 x 6 x 22	A24RBF	8500	9336985000249	10	10	50
GDM230622	230 x 6 x 22	A24RBF	6600	9336985000256	10	10	30

ROCKET ABRASIVE PRODUCTS

DOUBLE DENSITY FLAP DISCS

- Made in Europe to din en13743 from zirconia in a range of grits.
- For use on angle grinders.
- Largely used for rust removal, slag removal, deburring and weld removal.
- Can be used effectively on stainless steel, steel, iron and other non ferrous metals.
- The lower the grit number, the more aggressive and coarse the disc will be.

PART	DESCRIPTION	MIN. BUY	BOX QTY
FD10040Z	Flap disc 102 x 16mm 40 grit zirconia	10	10
FD10060Z	Flap disc 102 x 16mm 60 grit zirconia	10	10
FD10080Z	Flap disc 102 x 16mm 80 grit zirconia	10	10
FD100120Z	Flap disc 102 x 16mm 120 grit zirconia	10	10
FD11540Z	Flap disc 115 x 22mm 40 grit zirconia	10	10
FD11560Z	Flap disc 115 x 22mm 60 grit zirconia	10	10
FD11580Z	Flap disc 115 x 22mm 80 grit zirconia	10	10
FD115120Z	Flap disc 115 x 22mm 120 grit zirconia	10	10
FD12540Z	Flap disc 125 x 22mm 40 grit zirconia	10	10
FD12560Z	Flap disc 125 x 22mm 60 grit zirconia	10	10
FD12580Z	Flap disc 125 x 22mm 80 grit zirconia	10	10
FD125120Z	Flap disc 125 x 22mm 120 grit zirconia	10	10
FD18040Z	Flap disc 180 x 22mm 40 grit zirconia	10	10
FD18060Z	Flap disc 180 x 22mm 60 grit zirconia	10	10
FD18080Z	Flap disc 180 x 22mm 80 grit zirconia	10	10
FD180120Z	Flap disc 180 x 22mm 120 grit zirconia	10	10



ROCKET BRUSHWARE

MOUNTED CONICAL BRUSH BEVELLED BRUSH (TWISTED OR CRIMPED)

- Filled with highly resistant crimped wire or aggressive twisted wire.
- Can be fitted to drill chuck.
- Crimped wire largely used for surface deburring and polishing.
- Twisted wire largely used for slag and rust removal.
- Crimped wire acts less aggressively than twisted wire.
- Shape of brush is ideal for rounded and irregular surfaces, corners and edges.



PART	DESCRIPTION	MIN. BUY	BOX. QTY
RBC100G	Mounted crimped wire conical brush.100 x 6mm shaft. 0.35 wire. 12500 rpm.	1	5
RBCZ100G	Mounted twisted wire conical brush.100 x 6mm shaft 0.35 wire. 12500 rpm.	1	5

MOUNTED CUP BRUSH (TWISTED OR CRIMPED WIRE)

- Filled with highly resistant crimped wire or aggressive twisted wire.
- Can be fitted to drill chuck.
- Crimped wire largely used for surface deburring and polishing.
- Twisted wire largely used for slag and rust removal.
- Crimped wire acts less aggressively than twisted wire.



PART	DESCRIPTION	MIN. BUY	BOX. QTY
RBC100.02	Crimped conical brush. 100 x M10 thread. 0.35 wire 12500 rpm.	1	5
RBC100.03	Crimped conical brush.100 x M14 thread. 0.35 wire 12500 rpm.	1	5

MOUNTED CONICAL WHEEL TWISTED OR CRIMPED

- Filled with highly resistant crimped wire or aggressive twisted wire.
- Can be fitted to drill chuck.
- Crimped wire largely used for surface deburring and polishing.
- Twisted wire largely used for slag and rust removal.
- Crimped wire acts less aggressively than twisted wire.
- Ideal for irregular surfaces and corners.



PART	DESCRIPTION	MIN. BUY	BOX. QTY
RBGZ75G	Mounted twisted wire wheel.75 x 6mm shaft. 0.35 wire 4500 rpm.	1	5
RBG50G	Mounted crimped wire wheel.50 x 6mm shaft. 0.35 wire 4500 rpm.	1	5
RBG100G	Mounted crimped wire wheel.100 x 6mm shaft. 0.35 wire 4500 rpm.	1	5

END BRUSH

- Filled with highly resistant crimped wire.
- Can be fitted to drill chuck.
- Largely used for surface deburring and polishing.
- Ideal for tight areas, irregular surfaces, corners and edges.



PART	DESCRIPTION	MIN. BUY	BOX. QTY
RBP24G	Crimped wire end brush.24 x 6mm shaft. 0.35 wire 8000 rpm.	1	5

ROCKET BRUSHWARE

CRIMPED CIRCULAR WHEELS

- Filled with high quality carbon steel wire.
- Largely used for surface deburring and polishing.
- Can be fitted on selected bench machines.



PART	DESCRIPTION	MIN. BUY	BOX. QTY
RB150M	Crimped circular wheel.150 x 25mm. 0.35 wire multi bore 6000 rpm.	1	5
RB200M	Crimped circular wheel.200 x 25mm. 0.35 wire multi bore 4500 rpm.	1	5

CRIMPED WIRE CONICAL BRUSH/BEVEL BRUSH

- Filled with highly resistant crimped wire.
- Crimped wire acts less aggressively than twisted wire.
- Can be fitted onto an angle grinder.
- Shape of brush is ideal for rounded and irregular surfaces, corners and edges.
- Largely used for surface deburring and polishing.



PART	DESCRIPTION	MIN. BUY	BOX. QTY
RBC100.02	Crimped conical brush. 100 x M10 thread. 0.35 wire 12500 rpm.	1	5
RBC100.03	Crimped conical brush.100 x M14 thread. 0.35 wire 12500 rpm.	1	5

TWISTED WIRE CONICAL BRUSH/BEVEL BRUSH

- Filled with highly resistant twisted wire.
- Twisted wire acts more aggressively than crimped wire.
- Can be fitted onto an angle grinder.
- Shape of brush is ideal for rounded and irregular surfaces, corners and edges.
- Largely used for slag and rust removal.



PART	DESCRIPTION	MIN. BUY	BOX. QTY
RBCZ100.02	Twisted conical brush.100 x M10 thread. 0.35 wire 12500 rpm.	1	5
RBCZ100.03	Twisted conical brush.100 x M14 thread. 0.35 wire 12500 rpm.	1	5

CRIMPED WIRE CUP BRUSH

- Filled with highly resistant crimped steel wire.
- Crimped wire acts less aggressively than twisted wire.
- Can be fitted onto an angle grinder.
- Ideal for flat or slightly contoured surfaces.
- Largely used for metal surface preparation prior to painting.



PART	DESCRIPTION	MIN. BUY	BOX. QTY
RBT75.02	Crimped wire cup brush.75mm x M10 thread. 0.35 wire 14000 rpm.	1	5
RBT75.03	Crimped wire cup brush.75mm x M14 thread. 0.35 wire 14000 rpm.	1	5
RBT100.03	Crimped wire cup brush.100mm x M14 thread. 0.35 wire. 8500 rpm.	1	5

TWISTED WIRE CUP BRUSH

- Filled with strong aggressive twisted steel wire.
- Twisted wire acts more aggressively than crimped wire.
- Can be fitted onto an angle grinder.
- Ideal for flat or slightly contoured surfaces.
- Largely used for removal of slag, rust, rubber and residue.



PART	DESCRIPTION	MIN. BUY	BOX. QTY
RBTZ75.02	Twisted wire cup brush.75 x M10 thread. 0.35 wire 14000 rpm.	1	5
RBTZ75.03	Twisted wire cup brush.75 x M14 thread. 0.35 wire 14000 rpm.	1	5
RBTZ90.03	Twisted wire cup brush.90 x M14 thread. 0.35 wire. 8500 rpm.	1	5

ROCKET BRUSHWARE

TWIST KNOT WHEELS

- Filled with high quality carbon steel wire.
- Can be fitted onto an angle grinder or bench grinder.
- Largely used for slag and rust removal.
- Twisted wire acts more aggressively than crimped wire.
- Shape of brush is ideal for rounded and irregular surfaces.

PART	SIZE	WIRE TYPE	BORE	RPM	MIN. BUY	CTN BUY
U101.5	100 x 11mm	Steel 0.50	22.2mm	15000	1	1
U3103	100 x 18mm	Steel 0.50	22.2mm	15000	1	1
U115	115 x 12mm	Steel 0.50	22.2mm	15000	1	1
U115SS	115 x 12mm	Stainless 0.50	22.2mm	15000	1	1
U125	125 x 12mm	Steel 0.50	22.2mm	12500	1	1
U125SS	125 x 12mm	Stainless 0.50	22.2mm	12500	1	1
U3151	150 x 12mm	Steel 0.50	22.2mm	12500	1	1
U3151SS	150 x 12mm	Stainless 0.50	22.2mm	12500	1	1
U3152	150 x 18mm	Steel 0.50	22.2mm	12500	1	1
U5201	200 x 8mm	Steel 0.50	22.2mm	9000	1	1
U5202	200 x 29mm	Steel 0.50	22.2mm	9000	1	1



SIT BRUSHWARE

CRIMPED CUP BRUSHES

- Heavy Duty brush filled with high quality highly resistant crimped steel wire or stainless steel.
- To be used on angle grinder.
- Ideal for surface deburring, polishing and surface preparation.
- Made in Italy from high quality material.



PART	SIZE	WIRE TYPE	MOUNT	RPM	MIN. BUY	CTN BUY
BT80.02	75mm	Steel	M10	14000	1	12
T80.02BRS	75mm	Brass	M10	14000	1	12
BT80.02SS	75mm	Stainless	M10	14000	1	12
BT80.03	75mm	Steel	M14	14000	1	12
T80.03ABR	75mm	Abrasive nylon	M14	14000	1	12
T80.03BRS	75mm	Brass	M14	14000	1	12
BT80.03SS	75mm	Stainless	M14	14000	1	12
T100MULTI	100mm	Steel	MULTI	8500	1	6
T100ABR	100mm	Abrasive nylon	M14	8500	1	6
T100BRS	100mm	Brass	M14	8500	1	6
T100SSMULTI	100mm	Stainless	MULTI	8500	1	6

TWIST KNOT CUP BRUSHES

- Heavy Duty brush filled with highly aggressive twisted wire or stainless steel.
- To be used on angle grinder.
- Ideal for slag or rust removal.
- Made in Italy from high quality material.
- Comes with retaining skirt which holds the wire firmly in place, making brush aggressive.
- Retaining skirt can be removed to use underlying wire.



PART	SIZE	WIRE TYPE	MOUNT	RPM	MIN. BUY	CTN BUY
TZ70.02	70mm	Steel No retaining skirt	M10	14000	1	12
TZ70.03	70mm	Steel No retaining skirt	M14	14000	1	12
BTU71.02	70mm	Steel	M10	14000	1	12
BTU71.02SS	70mm	Stainless	M10	14000	1	12
BTU71.03	70mm	Steel	M14	14000	1	12
BTU71.03SS	70mm	Stainless	M14	14000	1	12
TU101MULTI	95mm	Steel	MULTI	8500	1	6
TU101SS	95mm	Stainless	M14	8500	1	6
TU102	95mm	Steel 2 Row	M14	6000	1	6
TU111	105mm	Steel	M14	8500	1	6
TU111SS	105mm	Stainless	M14	8500	1	6
TU131MULTI	120mm	Steel	MULTI	6000	1	6
TU131SS	120mm	Stainless	M14	6000	1	6
TU152	150mm	Steel 2 Row	M14	6000	1	4

All grinders both air and electric, Asian or European, have M10 x 1.5 threads for grinders UP TO 100mm. All grinders 115mm and above have M14 x 2 threads. Always use stainless steel brushes on stainless steel jobs. RPM should match the RPM of your angle grinder. The brush should not be run above it's maximum RPM safe speed rating.

SIT BRUSHWARE

CRIMPED WIRE WHEELS

- Filled with high quality filaments.
- Can be fitted on selected bench machines.
- Largely used for surface deburring and polishing.
- Removes rust, glue, rubber or residue from all metal surfaces.



PART	SIZE	WIRE TYPE	BORE	RPM	MIN. BUY	CTN BUY
B100	100 x 9mm	Steel	13mm	6000	1	6
3103	100 x 20mm	Steel	16mm	6000	1	6
3122	125 x 17mm	Steel	16mm	6000	1	6
B3122SS	125 x 17mm	Stainless	MULTI	6000	1	6
3123	125 x 25mm	Steel	16mm	6000	1	6
B150	150 x 14mm	Steel	16mm	6000	1	6
4152	150 x 20mm	Steel	MULTI	6000	1	6
B4152SS	150 x 20mm	Stainless	MULTI	6000	1	6
4153ABR	150 x 27mm	Abrasive nylon	MULTI	6000	1	6
4153BRS	150 x 27mm	Brass	MULTI	6000	1	6
4153SS	150 x 27mm	Stainless	MULTI	6000	1	6
4154	150 x 35mm	Steel	MULTI	6000	1	6
4202	200 x 23mm	Steel	MULTI	4500	1	6
4203	200 x 29mm	Steel	MULTI	4500	1	6
4203ABR	200 x 29mm	Abrasive nylon	MULTI	4500	1	6
4203BRS	200 x 29mm	Brass	MULTI	4500	1	6
4203SS	200 x 29mm	Stainless	MULTI	4500	1	6
4204	200 x 36mm	Steel	MULTI	4500	1	6
4206	200 x 50mm	Steel	MULTI	4500	1	6
6253	250 x 26mm	Steel	MULTI	3600	1	1
6254	250 x 36mm	Steel	MULTI	3600	1	1
10302	300 x 36mm	Steel	32mm	3000	1	1
10303	300 x 48mm	Steel	32mm	3000	1	1
12353	350 x 48mm	Steel	32mm	2400	1	1

NYLON ABRASIVE – MOUNTED BRUSHES

- Made in Europe.
- Use in an electric drill.
- Removes weld discolouration on metal.
- Leaves satin finish on metal.
- Removes paint and coatings from timber.
- Removes paint from stone or bricks.
- Long lasting.
- Red more aggressive.
- Blue less aggressive.



PART	DESCRIPTION	MIN. BUY	BOX QTY
BG75A	Wheel 75 x 6mm shaft, nylon abrasive 120 grit Red	1	10
BG75B	Wheel 75 x 6mm shaft, nylon abrasive 180 grit Blue	1	10
BT50A	Cup 50 x 6mm shaft, nylon abrasive 120 grit Red	1	10
BP20A	End brush 20 x 6mm shaft, nylon abrasive 120 grit Red	1	10
BP20B	End brush 20 x 6mm shaft, nylon abrasive 180 grit Blue	1	10

SIT BRUSHWARE

CONICAL BRUSHES

- To be used on angle grinder, shaft mount in a drill.
- Crimped wire for surface deburring, surface preparation.
- Twist knot for heavy duty applications.
- Use Stainless steel when working on stainless steel.
- Made in Italy from high quality wire.



PART	SIZE	WIRE TYPE	MOUNT	RPM	MIN. BUY	CTN BUY
BC090.02	90mm	Crimped steel	M10	14000	1	12
BC090.02SS	90mm	Crimped stainless	M10	14000	1	12
BC090.03	90mm	Crimped steel	M14	14000	1	12
BC090.03SS	90mm	Crimped stainless	M14	14000	1	12
BC090G	90mm	Crimped steel	SHAFT	6500	1	12
BCZ95.02	95mm	Twist knot steel	M10	14000	1	12
BCZ95.02SS	95mm	Twist knot stainless	M10	14000	1	12
BCZ95.03	95mm	Twist knot steel	M14	14000	1	12
BCZ95.03SS	95mm	Twist knot stainless	M14	14000	1	12
BCZ95G	95mm	Twist knot steel	SHAFT	6500	1	12

MOUNTED WHEELS – 6mm SHAFT

PART	SHAPE	WIRE	SIZE MM	MIN. BUY	CTN QTY
PZ30	End	Twist knot steel	30	1	12
P10	End	Crimped steel	10	1	12
P20	End	Crimped steel	20	1	12
BP20SS	End	Crimped stainless	20	1 Blister	12
P25	End	Crimped steel	25	1	12
PF20	Mushroom	Crimped steel	20	1	12
T50	Cup	Crimped steel	50	1	12
BT50SS	Cup	Crimped stainless	50	1 Blister	12
T50ABR	Cup	Abrasive nylon	50	1	12
T60SS	Cup	Crimped stainless	60	1	12
T70	Cup	Crimped steel	70	1	12
T70BRS	Cup	Brass	70	1	12
GG21	Wheel	Crimped steel	18X3	1	12
GG30	Wheel	Crimped steel	30X6	1	12



SIT BRUSHWARE

MOUNTED WHEELS – 6mm SHAFT

PART	SHAPE	WIRE	SIZE MM	MIN BUY	CTN QTY
GG42	Wheel	Crimped steel	40X9	1	12
GG43SS	Wheel	Crimped stainless	40X12	1	12
BG50	Wheel	Crimped steel	50X6	1 Blister	12
GG54SS	Wheel	Crimped stainless	50X15	1	12
GG55	Wheel	Crimped steel	50X20	1	12
GG56	Wheel	Crimped steel	50X25	1	12
GG64	Wheel	Crimped steel	60X15	1	12
BG75	Wheel	Crimped steel	75X9	1 Blister	12
BG75SS	Wheel	Crimped stainless	75X9	1 Blister	12
GG83	Wheel	Crimped steel	80X12	1	12
GG83BRS	Wheel	Crimped brass	80X12	1	12
GG84SS	Wheel	Crimped stainless	80X15	1	12
BG100	Wheel	Crimped steel	100X7	1 Blister	12
GG102	Wheel	Crimped steel	100X9	1	12
GG102BRS	Wheel	Crimped brass	100X9	1	12
GG103	Wheel	Crimped steel	100X16	1	12
G100ABR	Wheel	Abrasive nylon	100X40	1	12



WIRE BRUSHWARE

SPID BRUSHES

- Available in steel, stainless steel, brass and PVC.
- Fill is highly resistant crimped wire (excluding PVC version) held together in metal spine.
- Handle is made from ergonomically designed plastic.
- Spid brushes are sold in a merchandised box of 24, ideal for counter or shelf displays.
- The contoured angle of the brush makes it easy to use in tight corners or irregular surfaces.



PART	PACKAGING	WIRE TYPE	HANDLE	MIN. BUY	CTN BUY
SPIDSTEEL	Merch' Box	Steel - brass coated	Red	1	24
SPIDSS	Merch' Box	Stainless	Green	1	24
SPIDBRASS	Merch' Box	Brass	Yellow	1	24
SPIDPVC	Merch' Box	PVC	Blue	1	24

SLIM HAND BRUSHES

- Available in steel, stainless steel, brass and nylon.
- Ideal for cleaning of welding seams and scraping on flat surfaces.

PART	DESCRIPTION	MIN. BUY	BOX QTY
SLIMBRASS	1792 SLIM Hand brush Brass Fill	12	12
SLIMNYLON	1793 SLIM Hand brush Nylon Fill	12	12
SLIMSTEEL	1790 SLIM Hand brush Steel Fill	12	12
SLIMSS	1791 SLIM Hand brush Stainless Steel	12	12



ROCKET WOODEN WELDERS BRUSH

- Available with steel and stainless steel fill.
- Limited size for better brushing of small surfaces and welds.

PART	DESCRIPTION	MIN. BUY	BOX QTY
3RWHB	3 Row Welders wooden handle brush, steel fill	12	12
4RWHB	4 Row Welders wooden handle brush, steel fill	12	12
4RWHBSS	4 Row Welders wooden handle brush, stainless fill	12	12



HAND BRUSHES

- Handy brushes available in varying fill types. Suitable for removable of scale, cleaning, rust etc.

PART	DESCRIPTION	MIN. BUY	BOX QTY
618	Brass Wire (3 row x 36mm) red, plastic handle 155mm long	1	24
65	File cleaning 100 x 40mm plastic handle 180mm long	12	12
ECB	Engine cleaning brush	1	1



INDUSTRIAL BRUSHWARE

CONDENSER AND BOILER TUBE BRUSHES

- Condenser and boiler tube brushes are bound with a spiral of tempered steel held together with a wire core.
- Ideal for cleaning the inside of pipes (including threaded pipe and O ring slots etc).
- Can be fitted to drill chuck using extremely low speed (less than 80rpm). Brushes will bend or snap if used at speeds above 80rpm.
- A 1.5m flexible extension is available for the boiler tube brushes, which attaches to the threaded section of the brush. This allows you to push the brush through longer pipes. This extension is not suitable for the condenser tube brushes. Condenser tube brushes are often pulled through a pipe by fishing line or similar.

PART	DESCRIPTION			MIN. BUY	TYPE
CTBS6	6mm Dia	3/16BSW	Steel	1	Condenser
CTBS8	8mm Dia	3/16BSW	Steel	1	Condenser
CTBS10	10mm Dia	3/16BSW	Steel	1	Condenser
CTBS11	11mm Dia	5/16BSW	Steel	1	Condenser
CTBS13	13mm Dia	5/16BSW	Steel	1	Condenser
CTBS14	14mm Dia	5/16BSW	Steel	1	Condenser
CTBS16	16mm Dia	5/16BSW	Steel	1	Condenser
CTBS17	17mm Dia	5/16BSW	Steel	1	Condenser
CTBS19	19mm Dia	5/16BSW	Steel	1	Condenser
CTBS25	25mm Dia	5/16BSW	Steel	1	Condenser
CTBB6	6mm Dia	3/16BSW	Brass	1	Condenser
CTBB8	8mm Dia	3/16BSW	Brass	1	Condenser
CTBB10	10mm Dia	3/16BSW	Brass	1	Condenser
CTBB11	11mm Dia	5/16BSW	Brass	1	Condenser
CTBB13	13mm Dia	5/16BSW	Brass	1	Condenser
CTBB14	14mm Dia	5/16BSW	Brass	1	Condenser
CTBB16	16mm Dia	5/16BSW	Brass	1	Condenser
CTBB17	17mm Dia	5/16BSW	Brass	1	Condenser
CTBB19	19mm Dia	5/16BSW	Brass	1	Condenser
CTBB25	25mm Dia	5/16BSW	Brass	1	Condenser
BTB22	22mm Dia	1/2BSW	Steel	1	BOILER
BTB25	25mm Dia	1/2BSW	Steel	1	BOILER
BTB28	28mm Dia	1/2BSW	Steel	1	BOILER
BTB32	32mm Dia	1/2BSW	Steel	1	BOILER
BTB35	35mm Dia	1/2BSW	Steel	1	BOILER
BTB38	38mm Dia	1/2BSW	Steel	1	BOILER
BTB41	41mm Dia	1/2BSW	Steel	1	BOILER
BTB44	44mm Dia	1/2BSW	Steel	1	BOILER
BTB47	47mm Dia	1/2BSW	Steel	1	BOILER
BTB50	50mm Dia	1/2BSW	Steel	1	BOILER
BTB56	56mm Dia	1/2BSW	Steel	1	BOILER
BTB60	60mm Dia	1/2BSW	Steel	1	BOILER
BTB64	64mm Dia	1/2BSW	Steel	1	BOILER
BTB66	66mm Dia	1/2BSW	Steel	1	BOILER
BTB70	70mm Dia	1/2BSW	Steel	1	BOILER
BTB73	73mm Dia	1/2BSW	Steel	1	BOILER
BTB76	76mm Dia	1/2BSW	Steel	1	BOILER
BTB82	82mm Dia	1/2BSW	Steel	1	BOILER
BTB89	89mm Dia	1/2BSW	Steel	1	BOILER
BTB95	95mm Dia	1/2BSW	Steel	1	BOILER
BTB100	100mm Dia	1/2BSW	Steel	1	BOILER
BTB127	127mm Dia	1/2BSW	Steel	1	BOILER
BTB152	152mm Dia	1/2BSW	Steel	1	BOILER
BTBEXT	Flexible Extension 1.5 mtr			1	BOILER



SECTION CONTENTS

SUPER IMPAX® SLEDGE HAMMERS	07-89
SHOVELS – SOLID FIBREGLASS – POLY CLAD	07-89
SLEDGE HAMMERS – SOLID FIBREGLASS – POLY CLAD	07-90
SLEDGE HAMMERS – SOLID FIBREGLASS – POLY CLAD (SOFT STEEL)	07-90
DRILLING HAMMERS – GYMPIE	07-90
HANDLES	07-91
EPOXY KITS	07-91
1000 VOLT CERTIFIED NON CONDUCTIVE DIGGING TOOLS	07-92
BALL PEIN HAMMERS	07-93
IMPAX® SOFT FACE DEAD BLOW HAMMER SET	07-93
DEAD BLOW HAMMERS	07-93
AXE – MATTOCK – BLOCK SPLITTER	07-93
CIRCLIP PLIERS	07-94
HEAVY DUTY COMBINATION PLIERS	07-95
PLIER SET	07-95
ADJUSTABLE WRENCHES	07-95
CARPENTERS PINNERS	07-96
CONCRETERS NIPPERS	07-96
END NIPPERS	07-96
LOCK GRIP PLIERS	07-96
LONG NOSE PLIERS	07-96
LONG NOSE PLIERS – MULTIFUNCTIONAL	07-96
LONG NOSE BENT PLIERS	07-96
MULTIGRIPS	07-97
SIDE CUTTERS – ELECTRICIANS	07-97
SIDE CUTTERS – HEAVY DUTY	07-97
WIRE STRIPPERS	07-97
METRIC 12 POINT - BI - HEXAGON UD PROFILE	07-98
A / F 12 POINT - BI - HEXAGON UD PROFILE	07-98
WHITWORTH 12 POINT - BI - HEXAGON UD PROFILE	07-99
SOCKETS IN HEX 1/2" SQ DRIVE METRIC	07-100
SOCKETS IN HEX 1/2" SQ DRIVE A/F	07-100
SOCKET SETS IN HEX 1/2" SQ DRIVE A/F	07-100
SOCKET SETS	07-101
COMBINATION RING / OPEN ENDED – METRIC	07-102
COMBINATION RING / OPEN ENDED – A/F	07-103
COMBINATION RING / OPEN ENDED – WHITWORTH	07-104
OPEN END – METRIC	07-105
OPEN END – A/F	07-106
RING SPANNERS – METRIC	07-107
RING SPANNERS – A/F	07-108
SWIVEL HEAD SOCKET WRENCH – DOUBLE ENDED	07-108
SCREW DRIVER – OFFSET	07-109
TYRE LEVERS	07-109
PLUMBERS PIPE WRENCH	07-109

07 HAND TOOLS

SECTION CONTENTS

STRAP WRENCH.	07-109
GEDORE RED SOCKET SET SIZE 4-13mm 16PCS . .	07-110
GEDORE RED SOCKET SET SIZE 4-13mm 33PCS . .	07-110
GEDORE RED SOCKET SET SIZE 4-14mm 46PCS . .	07-111
GEDORE RED SOCKET SET 3/8 SIZE 6-24mm 26PCS	07-111
GEDORE RED SOCKET SET 3/8 SIZE 6-24mm 59PCS	07-112
GEDORE RED SOCKET SET 1/2 SIZE 10-32mm 24PCS	07-113
GEDORE RED SOCKET SET 1/2 SIZE 10-32mm 24PCS	07-113
GEDORE RED SOCKET SET 1/4+1/2 92PCS	07-114
GEDORE RED SOCKET SET 1/4+1/2 94PCS	07-115
GEDORE RED SOCKET SET 1/4+1/2 SIZE 10-32mm 100PCS.	07-116
GEDORE RED SOCKET SET 1/4+3/8+1/2 172PCS. .	07-117
GEDORE RED SOCKET SET 1/2 TX E10-24 T30-70 16PCS	07-118
GEDORE RED SOCKET SET 1/2 TX 20PCS	07-118
GEDORE RED SOCKET SET 1/2 HEX. SIZE 10-32mm 14PCS	07-119
GEDORE RED SCREWDRIVER BIT SOCKETS 1/2 HEX. 30PCS.	07-119
GEDORE RED SCREWDRIVER BIT SOCKETS 1/2 TX 32PCS.	07-120
GEDORE RED SOCKET SET 3/4 SIZE 22-50mm 14PCS	07-120
GEDORE RED SOCKET SET 1/2 TX + RAIL 7PCS. . .	07-121
GEDORE RED SCREWDRIVER BIT SOCKETS 1/2 + RAIL 7PCS	07-121
GEDORE RED SCREWDRIVER BIT SOCKETS 1/2 + RAIL 10PCS.	07-121
GEDORE RED SCREWDRIVER BIT SOCKETS 1/2 + RAIL 10PCS.	07-122
GEDORE RED COMBINATION SPAN.SET AF1/4-1.1/4 16PCS	07-122
GEDORE RED COMB.RATCHET SPAN.SET REV. 8-19mm 12PCS	07-122
GEDORE RED COMBINATION SPANNER SET	07-123



FIBRE GLASS TECHNOLOGY



(Replacement striking tips available separately)

SUPER IMPAX® SLEDGE HAMMERS

- Comes with serrated rubber cushion grip. Eliminates the cost of replacing the complete unit, only the tips will need replacing over time. Tips available in a range of hardness to suit a broad range of applications.

PART	DESCRIPTION	MIN. BUY	BOX QTY
N09-419-S	Hammer (6lb) 2.72kg 450mm Long With Standard 75mm Tips	1	1
N09-421-S	Hammer (6lb) 2.72kg 810mm Long With Standard 75mm Tips	1	1
N09-375-S	Hammer (8lb) 3.63kg 810mm Long With Standard 75mm Tips	1	1
N15-304	Striking Tip 75mm Dia – Green – Tough (Recommended)	1	1
N15-309	Striking Tip 75mm Dia – Yellow – Extra Hard (Recommended)	1	1
N15-404	Striking Tip – Green – Tough (Recommended)	1	1
N15-409	Striking Tip – Yellow – Extra Hard (Recommended)	1	1

*Other tips available on special request.



SHOVELS – SOLID FIBREGLASS – POLY CLAD

- Smooth handle for ease of use.

PART	DESCRIPTION	MIN. BUY	BOX QTY
N72-061	Nupla Shovel – Round Mouth – Long Handle	1	6
N72-075	Nupla Shovel – Square Mouth – Long Handle	1	6
N72-091	Nupla Shovel – Post Hole – Long Handle	1	6
N72-107	Nupla Spade – Long Handle	1	6

FIBRE GLASS TECHNOLOGY



SLEDGE HAMMERS – SOLID FIBREGLOSS – POLY CLAD

- Impact reducing moulded rubber coated handle.

PART	DESCRIPTION	MIN. BUY	BOX QTY
N75.25-540	4lb Sledge Hammer (1.78kg) (350mm handle)	1	2
N75.25-806	6lb Sledge Hammer (2.73kg) (800mm handle)	1	2
N75.25-808	8lb Sledge Hammer (3.58kg) (800mm handle)	1	2
N75.25-810	10lb Sledge Hammer (4.48kg) (800mm handle)	1	2
N75.25-812	12lb Sledge Hammer (5.45kg) (800mm handle)	1	2
N75.25-818	16lb Sledge Hammer (7.16kg) (900mm handle)	1	2
N75.25-822	20lb Sledge Hammer (8.96kg) (900mm handle)	1	2



SLEDGE HAMMERS – SOLID FIBREGLOSS – POLY CLAD

SOFT STEEL

- Used in mining, construction and excavation industries.
- For striking hard metal surfaces such as hardened pins, rail road spikes and excavator teeth.
- Similar hardness to brass. Max' = 30R Rockwell hardness.
- Reduces shearing and shattering when striking hardened steel.
- Blue heads marked 'S' for 'Soft'.
- Nuplaglas Ergonomic Super Grip handles.

PART	DESCRIPTION	MIN. BUY	BOX QTY
*NBDS-4	4lb Sledge Hammer (1.78kg) (350mm handle)	1	2
*NBDS-6	6lb Sledge Hammer (2.73kg) (800mm handle)	1	2
*NBDS-8	8lb Sledge Hammer (3.68kg) (800mm handle)	1	2
*NBDS-10	10lb Sledge Hammer (4.48kg) (800mm handle)	1	2
*NBDS-12	12lb Sledge Hammer (5.45kg) (800mm handle)	1	2
*NBDS-16	16lb Sledge Hammer (7.16kg) (900mm handle)	1	2
*NBDS-22	20lb Sledge Hammer (8.96kg) (900mm handle)	1	2

Items marked "" are special order.



DRILLING HAMMERS – GYMPIE

- Serrated poly grip for ease of use.

PART	DESCRIPTION	MIN. BUY	BOX QTY
N28-535	3lb Hammer (1.34kg) (250mm handle)	1	2
N28-545	4lb Hammer (1.79kg) (250mm handle)	1	2

FIBRE GLASS TECHNOLOGY




Nupla handles represent the latest technology in fibreglass tool handle production. SuperDuty Nuplaglas pultruded structural core with reinforcement sections at critical stress points, with an injection moulded clad exterior jacket of tough engineering polymer. This design optimises the inherent strength of Nuplaglas, and the ergonomic qualities realised in our injection moulding process. The handles provide the user with safety, comfort and strength in all heavy-duty industrial applications.

HANDLES

- Handles come with an epoxy kit or tapered end for easy replacement. All handles have a solid fibreglass core and carry a 10 year warranty.

PART	DESCRIPTION	MIN. BUY	BOX QTY
N55-551	900mm Mattock/Pick Handle. Slip On Fit	1	1
N59-300	250mm Ball Pein/Club Handle. Comes With Epoxy Kit	1	1
N59-305	300mm/8oz Hammer Handle. (225gm) Comes With Epoxy Kit	1	1
N59-310	350mm/24oz Hammer Handle. (680gm) Comes With Epoxy Kit	1	1
N59-315	400mm/28oz Hammer Handle. (800gm) Comes With Epoxy Kit	1	1
N59-320	450mm/32oz Hammer Handle. (900gm) Comes With Epoxy Kit	1	1
N59-832	800mm/10lb Sledge Handle. (4.48kg) Comes With Epoxy Kit	1	1
N59-834	900mm/16-20lb Sledge Handle. (7.16 - 8.96kg) Comes With Epoxy Kit	1	1
N68-800	Shovel Long Handle 1200mm, Tapered End. Comes With Rivet	1	6
N68-803	Shovel D Handle 762mm, Tapered End. Comes With Rivet	1	6
*N68-660	Hoe Handle 1525mm. Slip On Fit	1	1


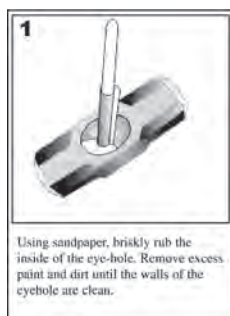


EPOXY KITS

PART	DESCRIPTION	MIN. BUY	BOX QTY
N39-024	Single Use 2 Part Epoxy Kit (24g)	1	1

Items marked "" are special order.

- All handles (excluding tapered end) comes complete with a 2 piece single use epoxy kit. Additional kits are available. Epoxy kits are easy to use, as per simple instructions below:



FIBRE GLASS TECHNOLOGY

1000 VOLT CERTIFIED NON CONDUCTIVE DIGGING TOOLS

- 100% Testing at 10,000 volts to exceed IEC 60900 and ASTM F1505 standards.
- Each tool etched with traceable test serial number.
- Manufactured in Safety Orange for easy identification of electrical protection.
- Handles marked with 1000V high voltage double diamond.
- Used by Utilities, Railroads, Councils and Electrical Contractors.

PART	DESCRIPTION	MIN. BUY	BOX QTY
*N76-292	Digging Bar Comes With Point 6ft/1.8m	1	1
N76-301	Digging Bar Comes With Wedge 6ft/1.8m	1	1
N76-401	Soil Probe Comes With Metal Tip 4ft/1.2	1	1
N76-151	Pick Mattock 5lb/2.27kg	1	1
*N76-251	Railroad Pick 5lb/2.27kg	1	1
N76-245	Shovel Round Mouth Long Handle 48/1220mm	1	1
*N76-225	Shovel Round Mouth 'D' Handle 27/685mm	1	1
N76-145	Shovel Square Mouth Long Handle 48/1220mm	1	1
*N76-142	Shovel Square Mouth 'D' Handle 27/685mm	1	1
N76-232	Spade Drain 14"/350mm Long Handle 48/1220mm	1	1
*N76-233	Spade Drain 14"/350mm 'D' Handle 27/685mm	1	1
*N76-562	Post Hole Digger 2 Handle 6ft/1.8m	1	1
N76-702	Bolt Cutters 24"/600mm Heavy Duty	1	1

Items marked "" are special order.



FIBRE GLASS TECHNOLOGY



BALL PEIN HAMMERS

- Comprising of a ball point end and flat faced end, the ball pein hammer is most commonly used when working with metals.
- The Nupla ball pein hammer handles are constructed from high quality original Nuplaglas inclusive of a serrated grip to reduce fatigue, whilst the heads are constructed from forged tool steel.

PART	DESCRIPTION	GRIP	HANDLE SIZE	MIN. BUY	BOX QTY
N21-008	8oz Ball pein (225 grams)	Rubber Grip	250mm	1	6
N21-012	12oz (336 grams)	Rubber Grip	300mm	1	6
N21-516	16oz (448 grams)	Serrated	350mm	1	6
N21-520	20oz (560 grams)	Serrated	300mm	1	6
N21-524	24oz (672 grams)	Serrated	300mm	1	6
N21-532	32oz (896 grams)	Serrated	350mm	1	6
N21-540	40oz (1120 grams)	Serrated	400mm	1	4
N21-548	48oz (1344 grams)	Serrated	400mm	1	4



IMPAX® SOFT FACE DEAD BLOW HAMMER SET

- Set includes fibreglass hammer handle with 8 tips in varying hardnesses.
- The tips are ideal to eradicate metal contamination when working with stainless steel.
- Rubber face prevents scratching of work surface.
- Non slip rubber grip handle for ease of use.
- Replacement tips available.

PART	DESCRIPTION	MIN. BUY	BOX QTY
N02-358	Set 450gram Dead Blow 38mm Dia	1	1



DEAD BLOW HAMMERS

- Dead Blow hammers all have a chamber inside the head that contains lead shot. The purpose of the lead shot is to absorb the rebound of a strike; the shot shifts forward a fraction of a second after the impact to absorb the recoil, also increasing the impact force.

PART	DESCRIPTION	MIN. BUY	BOX QTY
N10-010	1lb Dead Blow (0.44kg). 15/8" face. 300mm handle.	1	5
N10-020	2lb Dead Blow (0.89kg). 2" face. 350mm handle.	1	5
N10-030	3lb Dead Blow (1.34kg). 21/2" face. 350mm handle.	1	2
N10-040	4lb Dead Blow (1.78kg). 27/8" face. 350mm handle.	1	2



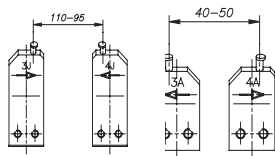
AXE – MATTOCK – BLOCK SPLITTER

PART	DESCRIPTION	MIN. BUY	BOX QTY
*N22-412	Axe (3.5lb)	1	1
*N24-551	Mattock (5lb)	1	1
*N22-806	Block Splitter (6lb)	1	1

Items marked "" are special order.



CIRCLIP PLIERS



SIZE	NUMBER	DESCRIPTION	PRODUCT CODE
3 - 10mm	8000 - A0	Circlip Plier External 3 - 10mm	6701380
10 - 25mm	8000 - A1	Circlip Plier External 10 - 25mm	6701460
19 - 60mm	8000 - A2	Circlip Plier External 19 - 60mm	6701540
40 - 100mm	8000 - A3	Circlip Plier External 40 - 100mm	6701620
85 - 140mm	8000 - A4	Circlip Plier External 85 - 140mm	6701700
3 - 10mm	8000 - A01	Circlip Plier External Bent 3 - 10mm	6702270
10 - 25mm	8000 - A11	Circlip Plier External Bent 10 - 25mm	6702350
19 - 60mm	8000 - A21	Circlip Plier External Bent 19 - 60mm	6702430
40 - 100mm	8000 - A31	Circlip Plier External Bent 40 - 100mm	6702510
85 - 140mm	8000 - A41	Circlip Plier External Bent 85 - 140mm	6702780
3 - 13mm	8000 - J0	Circlip Plier Internal 8 - 13mm	6703240
12 - 25mm	8000 - J1	Circlip Plier Internal 12 - 25mm	6703320
19 - 60mm	8000 - J2	Circlip Plier Internal 19 - 60mm	6703400
40 - 100mm	8000 - J3	Circlip Plier Internal 40 - 100mm	6703590
85 - 140mm	8000 - J4	Circlip Plier Internal 85 - 140mm	6703670
3 - 13mm	8000 - J01	Circlip Plier Internal Bent 8 - 13mm	6704130
12 - 25mm	8000 - J11	Circlip Plier Internal Bent 12 - 25mm	6704210
19 - 60mm	8000 - J21	Circlip Plier Internal Bent 19 - 60mm	6704480
40 - 100mm	8000 - J31	Circlip Plier Internal Bent 40 - 100mm	6704560
85 - 140mm	8000 - J41	Circlip Plier Internal Bent 85 - 140mm	6704640
125 - 300mm	8000 - A5	Circlip Plier External 125 - 300mm	6701890
252 - 400mm	8000 - A6	Circlip Plier External 252 - 400mm	6701970
125 - 300mm	8000 - A51	Circlip Plier External Bent 125 - 300mm	5702810
125 - 300mm	8000 - J5	Circlip Plier Internal 125 - 300mm	6703750
252 - 400mm	8000 - J6	Circlip Plier Internal 252 - 400mm	6703830
125 - 300mm	8000 - J51	Circlip Plier Internal Bent 125 - 300mm	6704720
125 - 300mm	S8000	Circlip Plier Set (Includes A2, A21, J2, J21)	6701030

NUMBER	DESCRIPTION	PRODUCT CODE
S 8000 - A51RT	PAIR OF REPLACEMENT TIPS 8000-A51	5702810
S 8000 - A5RT	PAIR OF REPLACEMENT TIPS 8000-A5	5701840
S 8000 - A6RT	PAIR OF REPLACEMENT TIPS 8000-A6	5701920
S 8000 - J51RT	PAIR OF REPLACEMENT TIPS 8000-J51	5704780
S 8000 - J5RT	PAIR OF REPLACEMENT TIPS 8000-J5	5703700
E 8006 - 4.5	SPARE TIP 4.5Mm FOR GE 8006	1896369
E 8006 - 5.9	SPARE TIP 5.9Mm FOR GE 8006	1896350

NUMBER	DESCRIPTION	PRODUCT CODE
E 8005 - 1A	SPARE TIP 1A FOR GE 8005A	5700790
E 8005 - 2A	SPARE TIP 2A FOR GE 8005A	5702220
E 8005 - 3A	SPARE TIP 3A FOR GE 8005A	5702300
E 8005 - 4A	SPARE TIP 4A FOR GE 8005A	5702490
E 8005 - 1J	SPARE TIP 1J FOR GE 8005J	5703380
E 8005 - 2J	SPARE TIP 2J FOR GE 8005J	5703460
E 8005 - 3J	SPARE TIP 3J FOR GE 8005J	5704190
E 8005 - 4J	SPARE TIP 4J FOR GE 8005J	5703540
E 8005 - 5J	SPARE TIP 5J FOR GE 8005J	5703620
E 8005 - 6J	SPARE TIP 6J FOR GE 8005J	5703970

COMBINATION PLIERS

- Extremely high cutting performance for industrial use.
- Good lever action for easy cutting.
- Induction hardened precision cutting edge.



HEAVY DUTY COMBINATION PLIERS

SIZE	NUMBER	DESCRIPTION	PRODUCT CODE
160	8250 -160TL	160mm Hd Combination Pliers Cushion Grip	1429574
180	8250-180TL	180mm Hd Combination Pliers Cushion Grip	6707660
200	8250-200TL	200mm Hd Combination Pliers Cushion Grip	6707740
160	8250-160JC	160mm Hd Combination Pliers Dual Component Handles	1429566
180	8250-180JC	180mm Hd Combination Pliers Dual Component Handles	6707070
200	8250-200JC	200mm Hd Combination Pliers Dual Component Handles	6707310
160	8248-160JC	160mm Hd Combination Pliers 60 Deg` Angled Head	2276585

PLIER SET

NUMBER	DESCRIPTION	PRODUCT CODE
S8393	Plier Set (3 Pcs) Contents: 142 10 TL, 8250-200JC, 8314-180JC	3012859



ADJUSTABLE WRENCHES

SIZE	NUMBER	DESCRIPTION	PRODUCT CODE
150	62	Adjustable Wrench	636800
200	62	Adjustable Wrench	636819
250	62	Adjustable Wrench	636827
300	62	Adjustable Wrench	636835
450	62	Adjustable Wrench	636851



PLIERS



CARPENTERS PINCERS

SIZE	NUMBER	DESCRIPTION	PRODUCT CODE
200	8381 - 200TL	Pincer 200mm Carpenters Cushion Grip	6751990



CONCRETERS NIPPERS

SIZE	NUMBER	DESCRIPTION	PRODUCT CODE
225	8380 - 225TL	225mm Concreters Pincers Cushion Grip	6752020
250	8380 - 250TL	250mm Concreters Pincers Cushion Grip	6752100



END NIPPERS

SIZE	NUMBER	DESCRIPTION	PRODUCT CODE
160	8367 - 160TL	160mm End Nippers Cushion Grip	6712230



LOCK GRIP PLIERS

SIZE	NUMBER	DESCRIPTION	PRODUCT CODE
175	137 -175	Grip Wrench Locking Plier 175mm	6406620
250	137-250	Grip Wrench Locking Plier 250mm	6406700
300	137-300	Grip Wrench Locking Plier 300mm	6406890




LONG NOSE PLIERS

SIZE	NUMBER	DESCRIPTION	PRODUCT CODE
160	8132 -160TL	Long Nose Pliers Cushion Grip 160mm	6710880
200	8132-200TL	Long Nose Pliers Cushion Grip 200mm	6710960
160	8132 - 160JC	Long Nose Pliers Dual Component Handle 160mm	6719240
200	8132 - 200JC	Long Nose Pliers Dual Component Handle 200mm	6719670



LONG NOSE PLIERS - MULTIFUNCTIONAL

SIZE	NUMBER	DESCRIPTION	PRODUCT CODE
180	8133 - 180JC	Multifunctional Long Nose Pliers 180mm	6722110
200	8133 - 200JC	Multifunctional Long Nose Pliers 200mm	2676079



LONG NOSE BENT PLIERS

SIZE	NUMBER	DESCRIPTION	PRODUCT CODE
160	8132AB - 160TL	Bent Long Nose Pliers Cushion Grip 160mm	6711180
200	8132AB - 200TL	Bent Long Nose Pliers Cushion Grip 200mm	6711260
160	8132AB - 160JC	Bent Long Nose Pliers Dual Component Handle 160mm	6720920
200	8132AB - 200JC	Bent Long Nose Pliers Dual Component Handle 200mm	6721300



PLIERS



MULTIGRIPS

SIZE	NUMBER	DESCRIPTION	PRODUCT CODE
250	142 - 250JC	Universal Pliers Dual Component Handle 250mm/10"	6416340
113	144C - 113	Multigrip Pliers Slip Joint 113mm	6411110
175	144C - 175	Multigrip Pliers Slip Joint 175mm	6411380
250	145C - 250	Multigrip 250mm Cv Slip Joint	6412000
375	145C - 375	Multigrip 375mm Cv Slip Joint	6412190
500	145C - 500	Multigrip 500mm Cv Slip Joint	6412270



SIDE CUTTERS - ELECTRICIANS

SIZE	NUMBER	DESCRIPTION	PRODUCT CODE
160	8315 - 160JC	Side Cutters Electricians Dual Component Handle 160mm	1396722



SIDE CUTTERS - HEAVY DUTY

SIZE	NUMBER	DESCRIPTION	PRODUCT CODE
160	8316-160TL	Side Cutters Heavy Duty Cushion Grip 160mm	6712070
180	8316-180TL	Side Cutters Heavy Duty Cushion Grip 180mm	1439596
200	8316-200TL	Side Cutters Heavy Duty Cushion Grip 200mm	6712150
160	8316-160JC	Side Cutters Heavy Duty Dual Component Handle 160mm	6744510
180	8316-180JC	Side Cutters Heavy Duty Dual Component Handle 180mm	1439588
200	8316-200JC	Side Cutters Heavy Duty Dual Component Handle 200mm	6745080



WIRE STRIPPERS

SIZE	NUMBER	DESCRIPTION	PRODUCT CODE
160	8098 - 160JC	Wire Stripper Dual Component handle 160mm	6708630

SOCKETS 1/2 " SQ DRIVE



METRIC 12 POINT - BI - HEXAGON UD PROFILE

SIZE	NUMBER	DESCRIPTION	PRODUCT CODE
8mm	D19 - M08	Socket 1/2 Drive X 8mm 12 Pt	6133040C
9mm	D19 - M09	Socket 1/2 Drive X 9mm 12 Pt	6133120C
10mm	D19 - M10	Socket 1/2 Drive X 10mm 12 Pt	6133200C
11mm	D19 - M11	Socket 1/2 Drive X 11mm 12 Pt	6133390C
12mm	D19 - M12	Socket 1/2 Drive X 12mm 12 Pt	6133470C
13mm	D19 - M13	Socket 1/2 Drive X 13mm 12 Pt	6133550C
14mm	D19 - M14	Socket 1/2 Drive X 14mm 12 Pt	6133630C
15mm	D19 - M15	Socket 1/2 Drive X 15mm 12 Pt	6133710C
16mm	D19 - M16	Socket 1/2 Drive X 16mm 12 Pt	6133980C
17mm	D19 - M17	Socket 1/2 Drive X 17mm 12 Pt	6134010C
18mm	D19 - M18	Socket 1/2 Drive X 18mm 12 Pt	6134280C
19mm	D19 - M19	Socket 1/2 Drive X 19mm 12 Pt	6134360C
20mm	D19 - M20	Socket 1/2 Drive X 20mm 12 Pt	6134440C
21mm	D19 - M21	Socket 1/2 Drive X 21mm 12 Pt	6134520C
22mm	D19 - M22	Socket 1/2 Drive X 22mm 12 Pt	6134600C
23mm	D19 - M23	Socket 1/2 Drive X 23mm 12 Pt	6134790C
24mm	D19 - M24	Socket 1/2 Drive X 24mm 12 Pt	6134870C
25mm	D19 - M25	Socket 1/2 Drive X 25mm 12 Pt	6134950C
26mm	D19 - M26	Socket 1/2 Drive X 26mm 12 Pt	6135090C
27mm	D19 - M27	Socket 1/2 Drive X 27mm 12 Pt	6135170C
28mm	D19 - M28	Socket 1/2 Drive X 28mm 12 Pt	6135250C
29mm	D19 - M29	Socket 1/2 Drive X 29mm 12 Pt	6135330C
30mm	D19 - M30	Socket 1/2 Drive X 30mm 12 Pt	6135410C
32mm	D19 - M32	Socket 1/2 Drive X 32mm 12 Pt	6135760C
33mm	D19 - M33	Socket 1/2 Drive X 33mm 12 Pt	6135840C
36mm	D19 - M36	Socket 1/2 Drive X 36mm 12 Pt	2194686C



A / F 12 POINT - BI - HEXAGON UD PROFILE

SIZE	NUMBER	DESCRIPTION	PRODUCT CODE
5/16	D19 - A10	Socket 1/2 Drive X 5/16 AF 12 Pt	6136060C
11/32	D19 - A11	Socket 1/2 Drive X 11/32 AF 12 Pt	6136140C
3/8	D19 - A12	Socket 1/2 Drive X 3/8 AF 12 Pt	6136220C
13/32	D19 - A13	Socket 1/2 Drive X 13/32 AF 12 Pt	6136300C
7/16	D19 - A14	Socket 1/2 Drive X 7/16 AF 12 Pt	6136490C
1/2	D19 - A16	Socket 1/2 Drive X 1/2 AF 12 Pt	6136570C
9/16	D19 - A18	Socket 1/2 Drive X 9/16 AF 12 Pt	6136650C
19/32	D19 - A19	Socket 1/2 Drive X 19/32AF 12 Pt	6136730C
5/8	D19 - A20	Socket 1/2 Drive X 5/8AF 12 Pt	6136810C
11/16	D19 - A22	Socket 1/2 Drive X 11/16 AF 12 Pt	6137030C
3/4	D19 - A24	Socket 1/2 Drive X 3/4AF 12 Pt	6137110C
13/16	D19 - A26	Socket 1/2 Drive X 13/16 AF 12 Pt	6137460C
7/8	D19 - A28	Socket 1/2 Drive X 7/8 AF 12 Pt	6137540C
15/16	D19 - A30	Socket 1/2 Drive X 15/16 AF 12 Pt	6137620C
1"	D19 - A32	Socket 1/2 Drive X 1" AF 12 Pt	6137700C
1.1/16	D19 - A34	Socket 1/2 Drive X 1.1/16 AF 12 Pt	6137890C
1.1/8	D19 - A36	Socket 1/2 Drive X 1.1/8 AF 12 Pt	6137970C
1.3/16	D19 - A38	Socket 1/2 Drive X 1.3/16 AF 12 Pt	6138000C
1.1/4	D19 - A40	Socket 1/2 Drive X 1.1/4 AF 12 Pt	6138190C

SOCKETS 1/2" SQ DRIVE



WHITWORTH 12 POINT - BI - HEXAGON UD PROFILE

SIZE	NUMBER	DESCRIPTION	PRODUCT CODE
3/16 W	D19 - W06	Socket 1/2 Drive X 3/16 Whitworth 12 Pt	6138780
1/4 W	D19 - W08	Socket 1/2 Drive X 1/4 Whitworth 12 Pt	6138860
5/16 W	D19 - W10	Socket 1/2 Drive X 5/16 Whitworth 12 Pt	6138940
3/8 W	D19 - W12	Socket 1/2 Drive X 3/8 Whitworth 12 Pt	6139080
7/16 W	D19 - W14	Socket 1/2 Drive X 7/16 Whitworth 12 Pt	6139160
1/2 W	D19 - W16	Socket 1/2 Drive X 1/2 Whitworth 12 Pt	6139240
9/16 W	D19 - W18	Socket 1/2 Drive X 9/16 Whitworth 12 Pt	6139320
5/8 W	D19 - W20	Socket 1/2 Drive X 5/8 Whitworth 12 Pt	6139400
11/16 W	D19 - W22	Socket 1/2 Drive X 11/16 Whitworth 12 Pt	6139590
3/4 W	D19 - W24	Socket 1/2 Drive X 3/4 Whitworth 12 Pt	6138430



NUMBER	DESCRIPTION	PRODUCT CODE
1981	L Handle 1/2 Drive	6143270
1990	Extension 1/2 Dr X 3/75mm	6143780C
	Extension 1/2 Dr X 5/125mm	6143860C
	Extension 1/2 Dr X 10/250mm	6143940C
1993Z-94	Ratchet Handle With Coupler 1/2	6144590C
1993GU-3	Swivel Head Reversible Ratchet 1/2	6144320
1993U-3	Reversible Ratchet 1/2	6144240C
1993U-10T	Reversible Ratchet 1/2	6142620
1987	Sliding T Bar 1/2	6143430C
1985	Speed Brace 1/2	6143350C
1996	Swivel Handle 1/2 Dr X 250mm	6144830C
1997	Swivel Handle 1/2 Dr X 375mm	6144910C
1995	Universal Joint 1/2Dr	6144750C
1994	Coupler 1/2 Dr	6144670

SOCKETS INHEX



SOCKETS INHEX 1/2" SQ DRIVE METRIC

SIZE	NUMBER	DESCRIPTION	PRODUCT CODE
4mm	IN19 - M04	Socket Inhex 1/2 Drive X 4mm 6Pt	6153070
5mm	IN19 - M05	Socket Inhex 1/2 Drive X 5mm 6Pt	6153150C
6mm	IN19 - M06	Socket Inhex 1/2 Drive X 6mm 6Pt	6153230C
7mm	IN19 - M07	Socket Inhex 1/2 Drive X 7mm 6Pt	6153310C
8mm	IN19 - M08	Socket Inhex 1/2 Drive X 8mm 6Pt	6153580C
9mm	IN19 - M09	Socket Inhex 1/2 Drive X 9mm 6Pt	6153660C
10mm	IN19 - M10	Socket Inhex 1/2 Drive X 10mm 6Pt	6153740C
12mm	IN19 - M12	Socket Inhex 1/2 Drive X 12mm 6Pt	6153820C
14mm	IN19 - M14	Socket Inhex 1/2 Drive X 14mm 6Pt	6153900C
17mm	IN19 - M17	Socket Inhex 1/2 Drive X 17mm 6Pt	*6154040C
19mm	IN19 - M19	Socket Inhex 1/2 Drive X 19mm 6pt	*6154120C

Items marked "" are special order only.



SOCKETS INHEX 1/2" SQ DRIVE A/F

SIZE	NUMBER	DESCRIPTION	PRODUCT CODE
3/16	IN19 - A06	Socket Inhex 1/2 Drive X 3/16 Af 6Pt	6154710C
7/32	IN19 - A07	Socket Inhex 1/2 Drive X 7/32 Af 6Pt	6154980C
1/4	IN19 - A08	Socket Inhex 1/2 Drive X 1/4 Af 6Pt	6155010C
9/32	IN19 - A09	Socket Inhex 1/2 Drive X 9/32 Af 6Pt	6155280C
5/16	IN19 - A10	Socket Inhex 1/2 Drive X 5/16 Af 6Pt	6155360C
3/8	IN19 - A12	Socket Inhex 1/2 Drive X 3/8 Af 6Pt	6155440C
1/2	IN19 - A16	Socket Inhex 1/2 Drive X 1/2 Af 6Pt	6155520C
9/16	IN19 - A18	Socket Inhex 1/2 Drive X 9/16 Af 6Pt	6155600C
5/8	IN19 - A20	Socket Inhex 1/2 Drive X 5/8 Af 6Pt	*6155790C

Items marked "" are special order only.



SOCKET SETS INHEX 1/2" SQ DRIVE A/F

SIZE	NUMBER	DESCRIPTION	PRODUCT CODE
METRIC	IN19 - PM	Socket Set Inhex 1/2 Drive 5 -17mm 9 Piece	6156250
A/F	IN19 - PA	Socket Set Inhex 1/2 Drive 3/16 - 5/8 9 Piece	6156410

SOCKETS SETS

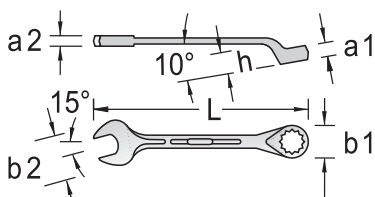
SOCKET SETS



NUMBER	DESCRIPTION	PRODUCT CODE
1/2" DRIVE	D19 HMZ Socket Set 1/2" Dr 13 Piece Metric	6146100
1/2" DRIVE	D19-TMU10T Socket Set 1/2" Dr 25 Piece Metric	6151960
1/2" DRIVE	D19-TAU 10T Socket Set 1/2" Dr 25 Piece Af	6162061
3/4" DRIVE	D32 EMZ Socket Set 3/4" Dr 14 Piece Metric	6280260
3/4" DRIVE	D32 EAZ Socket Set 3/4" Dr 14 Piece A	6280500
TORX MALE	ITX 19 -MT Torx Socket Set Male 1/2" Drive 7 Piece	6659830

SPANNERS

COMBINATION RING / OPEN ENDED



- No 1B Series - Deep Offset Ring at 10 degree angle to shaft.
- Carefully forged and professionally machined.
- Non-glare matt chrome -plated finish.



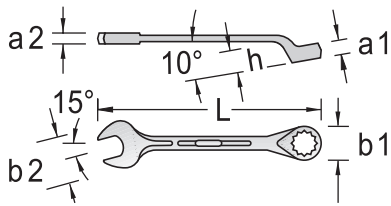
METRIC

SIZE	NUMBER	DESCRIPTION	PRODUCT CODE
5mm	1B - M05	Combination Ring & Open End Spanner - 5mm	6000240
5.5mm	1B - M05.5	Combination Ring & Open End Spanner - 5.5mm	6000320
6mm	1B - M06	Combination Ring & Open End Spanner - 6mm	6000400C
7mm	1B - M07	Combination Ring & Open End Spanner - 7mm	6000590C
8mm	1B - M08	Combination Ring & Open End Spanner - 8mm	6000670C
9mm	1B - M09	Combination Ring & Open End Spanner - 9mm	6000750C
10mm	1B - M10	Combination Ring & Open End Spanner - 10mm	6000830C
11mm	1B - M11	Combination Ring & Open End Spanner - 11mm	6000910C
12mm	1B - M12	Combination Ring & Open End Spanner - 12mm	6001050C
13mm	1B - M13	Combination Ring & Open End Spanner - 13mm	6001130C
14mm	1B - M14	Combination Ring & Open End Spanner - 14mm	6001210C
15mm	1B - M15	Combination Ring & Open End Spanner - 15mm	6001480C
16mm	1B - M16	Combination Ring & Open End Spanner - 16mm	6001560C
17mm	1B - M17	Combination Ring & Open End Spanner - 17mm	6001640C
18mm	1B - M18	Combination Ring & Open End Spanner - 18mm	6001720C
19mm	1B - M19	Combination Ring & Open End Spanner - 19mm	6001800C
20mm	1B - M20	Combination Ring & Open End Spanner - 20mm	6001990C
21mm	1B - M21	Combination Ring & Open End Spanner - 21mm	6002020C
22mm	1B - M22	Combination Ring & Open End Spanner - 22mm	6002100C
23mm	1B - M23	Combination Ring & Open End Spanner - 23mm	6002290C
24mm	1B - M24	Combination Ring & Open End Spanner - 24mm	6002370C
25mm	1B - M25	Combination Ring & Open End Spanner - 25mm	6002450C
26mm	1B - M26	Combination Ring & Open End Spanner - 26mm	6002530C
27mm	1B - M27	Combination Ring & Open End Spanner - 27mm	6002610C
28mm	1B - M28	Combination Ring & Open End Spanner - 28mm	6002880C
29mm	1B - M29	Combination Ring & Open End Spanner - 29mm	6002960C
30mm	1B - M30	Combination Ring & Open End Spanner - 30mm	6003180C
32mm	1B - M32	Combination Ring & Open End Spanner - 32mm	6003260C
33mm	1B - M33	Combination Ring & Open End Spanner - 33mm	6003340
34mm	1B - M34	Combination Ring & Open End Spanner - 34mm	6004150C
36mm	1B - M36	Combination Ring & Open End Spanner - 36mm	6003420C
38mm	1B - M38	Combination Ring & Open End Spanner - 38mm	6003500C
41mm	1B - M41	Combination Ring & Open End Spanner - 41mm	6003690C
46mm	1B - M46	Combination Ring & Open End Spanner - 46mm	6003770C
50mm	1B - M50	Combination Ring & Open End Spanner - 50mm	6003850C
55mm	1B - M55	Combination Ring & Open End Spanner - 55mm	6003930
60mm	1B - M60	Combination Ring & Open End Spanner - 60mm	6004070
65mm	1B - M65	Combination Ring & Open End Spanner - 65mm	*6004660
70mm	1B - M70	Combination Ring & Open End Spanner - 70mm	*6004740
75mm	1B - M75	Combination Ring & Open End Spanner - 75mm	*6004820
80mm	1B - M80	Combination Ring & Open End Spanner - 80mm	*6004900

Items marked "" are special order only.

SPANNERS

COMBINATION RING / OPEN ENDED



- No 1B Series - Deep Offset Ring at 10 degree angle to shaft.
- Carefully forged and professionally machined.
- Non-glare matt chrome -plated finish.
- Ring 10 degree offset from shaft.

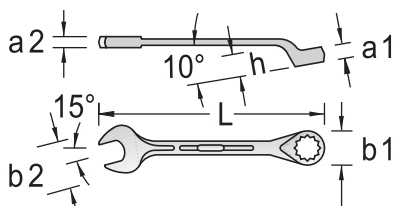


A/F

SIZE	NUMBER	DESCRIPTION	PRODUCT CODE
1/4 AF	1B - A08	Combination Ring & Open End Spanner - 1/4 AF	6005120C
5/16 AF	1B - A10	Combination Ring & Open End Spanner - 5/16 AF	6005200C
3/8 AF	1B - A12	Combination Ring & Open End Spanner - 3/8 AF	6005390C
7/16 AF	1B - A14	Combination Ring & Open End Spanner - 7/16 AF	6005470C
1/2 AF	1B - A16	Combination Ring & Open End Spanner - 1/2 AF	6005550C
9/16 AF	1B - A18	Combination Ring & Open End Spanner - 9/16 AF	6005630C
5/8 AF	1B - A20	Combination Ring & Open End Spanner - 5/8 AF	6005710C
11/16 AF	1B - A22	Combination Ring & Open End Spanner - 11/16 AF	6005980C
3/4 AF	1B - A24	Combination Ring & Open End Spanner - 3/4 AF	6006010C
13/16 AF	1B - A26	Combination Ring & Open End Spanner - 13/16 AF	6006280C
7/8 AF	1B - A28	Combination Ring & Open End Spanner - 7/8 AF	6006360C
15/16 AF	1B - A30	Combination Ring & Open End Spanner - 15/16 AF	6006440C
1" AF	1B - A32	Combination Ring & Open End Spanner - 1" AF	6006520C
1.1/16 AF	1B - A34	Combination Ring & Open End Spanner - 1.1/16 AF	6006600C
1.1/8 AF	1B - A36	Combination Ring & Open End Spanner - 1.1/8 AF	6006790C
1.1/4 AF	1B - A40	Combination Ring & Open End Spanner - 1.1/4 AF	6006870C
1.5/16 AF	1B - A42	Combination Ring & Open End Spanner - 1.5/16 AF	6006950C
1.3/8 AF	1B - A44	Combination Ring & Open End Spanner - 1.3/8 AF	6007090C
1.7/16 AF	1B - A46	Combination Ring & Open End Spanner - 1.7/16 AF	6007170C
1.1/2 AF	1B - A48	Combination Ring & Open End Spanner - 1.1/2 AF	6007250C
1.5/8 AF	1B - A52	Combination Ring & Open End Spanner - 1.5/8 AF	6007330
1.3/4 AF	1B - A56	Combination Ring & Open End Spanner - 1.3/4 AF	6007410
1.13/16 AF	1B - A58	Combination Ring & Open End Spanner - 1.13/16 AF	6007680
1.7/8 AF	1B - A60	Combination Ring & Open End Spanner - 1.7/8 AF	6007760
2" AF	1B - A64	Combination Ring & Open End Spanner - 2" AF	6007840
2.1/16 AF	1B - A66	Combination Ring & Open End Spanner - 2.1/16 AF	6007920
2.3/16 AF	1B - A70	Combination Ring & Open End Spanner - 2.3/16 AF	6008060
2.1/4 AF	1B - A72	Combination Ring & Open End Spanner - 2.1/4 AF	6008140
2.3/8 AF	1B - A76	Combination Ring & Open End Spanner - 2.3/8 AF	6008220
2.7/16	1B - A78	Combination Ring & Open End Spanner - 2.7/16 AF	6008300

SPANNERS

COMBINATION RING / OPEN ENDED



- No 1B Series - Deep Offset Ring at 10 degree angle to shaft.
- Carefully forged and professionally machined.
- Non-glare matt chrome -plated finish.
- Ring 10 degree offset from shaft.



WHITWORTH

SIZE	NUMBER	DESCRIPTION	PRODUCT CODE
1/8 WHITWORTH	1B - W04	Combination Ring & Open End Spanner - 1/8 Whitworth	6009540
3/16 WHITWORTH	1B - W06	Combination Ring & Open End Spanner - 3/16 Whitworth	6009620
1/4 WHITWORTH	1B - W08	Combination Ring & Open End Spanner - 1/4 Whitworth	6009700
5/16 WHITWORTH	1B - W10	Combination Ring & Open End Spanner - 5/16 Whitworth	6009890
3/8 WHITWORTH	1B - W12	Combination Ring & Open End Spanner - 3/8 Whitworth	6009970
7/16 WHITWORTH	1B - W14	Combination Ring & Open End Spanner - 7/16 Whitworth	6010040
1/2 WHITWORTH	1B - W16	Combination Ring & Open End Spanner - 1/2 Whitworth	6010120
9/16 WHITWORTH	1B - W18	Combination Ring & Open End Spanner - 9/16 Whitworth	6010200
5/8 WHITWORTH	1B - W20	Combination Ring & Open End Spanner - 5/8 Whitworth	6010390
11/16 WHITWORTH	1B - W22	Combination Ring & Open End Spanner - 11/16 Whitworth	6010470
3/4 WHITWORTH	1B - W24	Combination Ring & Open End Spanner - 3/4 Whitworth	6010550

SPANNERS

OPEN END

- No. 6 Series - Slim Pattern, Firm Grip, Smooth Heads.
- Top grade industrial quality for the hardest of continuous use.
- Secure grip thanks to slim profile shaft.
- Non-glare matt chrome-plated finish.



METRIC

SIZE	NUMBER	DESCRIPTION	PRODUCT CODE
4 X 4.5mm	6 -M0404.5	Open End Spanner - 4 X 4.5mm	*6063400
4 X 5mm	6-M0405	Open End Spanner - 4 X 5mm	*6063590
5 X 5.5mm	6-M0505.5	Open End Spanner - 5 X 5.5mm	6063670
6 X 7mm	6-M0607	Open End Spanner - 6 X 7mm	6063830C
7 X 8mm	6-M0708	Open End Spanner - 7 X 8mm	*6064050
8 X 9mm	6-M0809	Open End Spanner - 8 X 9mm	*6064210C
8 X 10mm	6-M0810	Open End Spanner - 8 X 10mm	6064480C
9 X 11mm	6-M0911	Open End Spanner - 9 X 11mm	*6064640
10 X 11mm	6-M1011	Open End Spanner - 10 X 11mm	*6064720C
10 X 13mm	6-M1013	Open End Spanner - 10 X 13mm	6064990
12 X 13mm	6-M1213	Open End Spanner - 12 X 13mm	6065370C
14 X 15mm	6-M1415	Open End Spanner - 14 X 15mm	6065880C
16 X 17mm	6-M1617	Open End Spanner - 16 X 17mm	6066260C
17 X 19mm	6-M1719	Open End Spanner - 17 X 19mm	*6066420C
18 X 19mm	6-M1819	Open End Spanner - 18 X 19mm	6066500C
20 X 22mm	6-M2022	Open End Spanner - 20 X 22mm	6066850C
21 X 23mm	6-M2123	Open End Spanner - 21 X 23mm	6067070C
22 X 24mm	6-M2224	Open End Spanner - 22 X 24mm	*6067150
24 X 26mm	6-M2426	Open End Spanner - 24 X 26mm	6067310C
24 X 27mm	6-M2427	Open End Spanner - 24 X 27mm	6067580C
24 X 30mm	6-M2430	Open End Spanner - 24 X 30mm	6067660
25 X 28mm	6-M2528	Open End Spanner - 25 X 28mm	*6067740C
27 X 29mm	6-M2729	Open End Spanner - 27 X 29mm	*6067820
27 X 32mm	6-M2732	Open End Spanner - 27 X 32mm	6068040
30 X 32mm	6-M3032	Open End Spanner - 30 X 32mm	*6068120C
30 X 36mm	6-M3036	Open End Spanner - 30 X 36mm	6068200
32 X 36mm	6-M3236	Open End Spanner - 32 X 36mm	6068390
36 X 41mm	6-M3641	Open End Spanner - 36 X 41mm	6068470C
41 X 46mm	6-M4146	Open End Spanner - 41 X 46mm	6068630C
46 X 50mm	6-M4650	Open End Spanner - 46 X 50mm	6068710C

Items marked “” are special order only.

SPANNERS

OPEN END

- No. 6 Series - Slim Pattern, Firm Grip, Smooth Heads.
- Top grade industrial quality for the hardest of continuous use.
- Secure grip thanks to slim profile shaft.
- Non-glare matt chrome-plated finish.



A/F

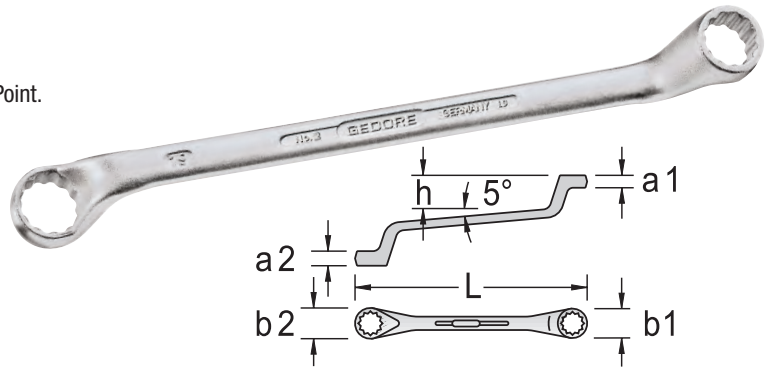
SIZE	NUMBER	DESCRIPTION	PRODUCT CODE
1/4 X 5/16	6 - A0810	Open End Spanner - 1/4 X 5/16 AF	*6070020
5/16 X 3/8	6 - A1012	Open End Spanner - 5/16 X 3/8 AF	6070100
3/8 X 7/16	6 - A1214	Open End Spanner - 3/8 X 7/16 AF	*6070290
7/16 X 1/2	6 - A1416	Open End Spanner - 7/16 X 1/2 AF	6070370
1/2 X 9/16	6 - A1618	Open End Spanner - 1/2 X 9/16 AF	*6070450
9/16 X 5/8	6 - A1820	Open End Spanner - 9/16 X 5/8 AF	6070530
5/8 X 11/16	6 - A2022	Open End Spanner - 5/8 X 11/16 AF	6070880
5/8 X 3/4	6 - A2024	Open End Spanner - 5/8 X 3/4 AF	*6070960
3/4 X 25/32	6 - A2425	Open End Spanner - 3/4 X 25/32 AF	*6071260
3/4 X 7/8	6 - A2428	Open End Spanner - 3/4 X 7/8 AF	6071340
13/16 X 7/8	6 - A2628	Open End Spanner - 13/16 X 7/8 AF	6071500
7/8 X 15/16	6 - A2830	Open End Spanner - 7/8 X 15/16 AF	6071690
15/16 X 1"	6 - A3032	Open End Spanner - 15/16 X 1" AF	6071770
1" X 1.1/8	6 - A32336	Open End Spanner - 1" X 1.1/8 AF	6071930
1.1/16 X 1.1/8	6 - A3436	Open End Spanner - 1.1/16 X 1.1/8 AF	6072070
1.1/16 X 1.1/4	6 - A3440	Open End Spanner - 1.1/16 X 1.1/4 AF	6072150
1.1/8 X 1.5/16	6 - A3642	Open End Spanner - 1.1/8 X 1.5/16AF	*6072230
1.1/4 X 1.3/8	6 - A4044	Open End Spanner - 1.1/4 X 1.3/8 AF	6072580
1.5/16 X 1.1/2	6 - A4248	Open End Spanner - 1.5/16 X 1.1/2 AF	6072740
1.3/8 X 1.1/2	6 - A4448	Open End Spanner - 1.3/8 X 1.1/2 AF	6072820

*Items marked "**" are special order only.

SPANNERS

RING SPANNERS

- No. 2 Series, Deep Offset Strong Rings, Thin Walls, 12 Point.
- Ring: Thin walled, 5 degree deep offset from shaft, with UD profile for gentle transmission force.
- Non-glare matt chrome-plated finish.
- Specialist for extremely deep or inset bolts.



METRIC

SIZE	NUMBER	DESCRIPTION	PRODUCT CODE
6 X 7mm	2 - M0607	Ring Spanner 6 X 7mm	*6015350C
7 X 8mm	2- M0708	Ring Spanner 7 X 8mm	*6015430
8 X 9mm	2- M0809	Ring Spanner 8 X 9mm	*6015510C
10 X 11mm	2- M1011	Ring Spanner 10 X 11mm	6015940C
12 X 13mm	2- M1213	Ring Spanner 12 X 13mm	6016590C
12 X 14mm	2- M1214	Ring Spanner 12 X 14mm	*6016670
14 X 15mm	2- M1415	Ring Spanner 14 X 15mm	6016910C
16 X 17mm	2- M1617	Ring Spanner 16 X 17mm	6017210C
17 X 19mm	2- M1719	Ring Spanner 17 X 19mm	6017480C
18 X 19mm	2- M1819	Ring Spanner 18 X 19mm	6017560C
19 X 24mm	2- M1924	Ring Spanner 19 X 24mm	*6017990C
20 X 22mm	2- M2022	Ring Spanner 20 X 22mm	6017800C
21 X 23mm	2- M2123	Ring Spanner 21 X 23mm	6018020C
24 X 26mm	2- M2426	Ring Spanner 24 X 26mm	6018370C
24 X 30mm	2- M2430	Ring Spanner 24 X 30mm	6018530C
25 X 28mm	2- M2528	Ring Spanner 25 X 28mm	6018610C
27 X 29mm	2- M2729	Ring Spanner 27 X 29mm	*6018880
27 X 30mm	2- M2730	Ring Spanner 27 X 30mm	6018960
27 X 32mm	2- M2732	Ring Spanner 27 X 32mm	6019180C
30 X 32mm	2- M3032	Ring Spanner 30 X 32mm	6019260C
30 X 36mm	2- M3036	Ring Spanner 30 X 36mm	6019340C
32 X 36mm	2- M3236	Ring Spanner 32 X 36mm	*6019420C
36 X 41mm	2- M3641	Ring Spanner 36 X 41mm	6019500C
38 X 42mm	2- M3842	Ring Spanner 38 X 42mm	6019690C
41 X 46mm	2- M4146	Ring Spanner 41 X 46mm	6019770
46 X 50mm	2- M4650	Ring Spanner 46 X 50mm	6019850
55 X 60mm	2- M5560	Ring Spanner 55 X 60mm	6019930
75 X 80mm	2- M7580	Ring Spanner 75 X 80mm	6020190

Items marked “” are special order only.

SPANNERS

RING SPANNERS

- No. 2 Series, Deep Offset Strong Rings, Thin Walls, 12 Point.
- Ring: Thin walled, 5 degree deep offset from shaft, with UD profile for gentle transmission force.
- Non-glare matt chrome-plated finish.
- Specialist for extremely deep or inset bolts.



A/F

SIZE	NUMBER	DESCRIPTION	PRODUCT CODE
1/4 X 5/16	2 - A0810	Ring Spanner 1/4 X 5/16 AF	*6021400
3/8 X 7/16	2 - A1214	Ring Spanner 3/8 X 7/16 AF	6021670
5/8 X 3/4	2 - A2024	Ring Spanner 5/8 X 3/4 AF	*6022210
3/4 X 25/32	2 - A2425	Ring Spanner 3/4 X 25/32 AF	6022560
3/4 X 7/8	2 - A2428	Ring Spanner 3/4 X 7/8 AF	*6022640
13/16 X 7/8	2 - A2628	Ring Spanner 13/16 X 7/8 AF	6022800
15/16 X 1"	2 - A3032	Ring Spanner 15/16 X 1" AF	*6023020
1.1/16 X 1.1/4	2 - A3440	Ring Spanner 1.1/16 X 1.1/4 AF	6023370

Items marked "" are special order only.

SWIVEL HEAD SOCKET WRENCH - DOUBLE ENDED METRIC




SIZE	NUMBER	DESCRIPTION	PRODUCT CODE
8 x 9mm	34 - M0809	Swivel Head Socket Wrench 8 X 9mm	*6299010
10 x 11mm	34 - M1011	Swivel Head Socket Wrench 10 X 11mm	6299280
12 x 13mm	34 - M1213	Swivel Head Socket Wrench 12 X 13mm	6299360
14 x 15mm	34 - M1415	Swivel Head Socket Wrench 14 X 15mm	6299520
16 x 17mm	34 - M1617	Swivel Head Socket Wrench 16 X 17mm	6299870
18 x 19mm	34 - M1819	Swivel Head Socket Wrench 18 X 19mm	6300040
30 x 32mm	34 - M3032	Swivel Head Socket Wrench 30 X 32mm	*6300470

Items marked "" are special order only.

ACCESSORIES

SCREW DRIVER - OFFSET



SIZE	NUMBER	DESCRIPTION	PRODUCT CODE
173	173 - 5.5	Screwdriver Offset Slotted 5.5mm	6436100
	173 - 12	Screwdriver Offset Slotted 12mm	*6436530
174	174 - 3/4	Screwdriver Offset Phillips 3-4	6436960

TYRE LEVERS




SIZE	NUMBER	DESCRIPTION	PRODUCT CODE
200	38 - 200	Tyre Lever 200mm	*6332320
300	38 - 300	Tyre Lever 300mm	6332400
400	38 - 400	Tyre Lever 400mm	6332670C
500	38 - 500	Tyre Lever 500mm	*6332830C
600	39 - 600	Tyre Lever Extra Heavy Duty 610mm	6333050

PLUMBERS PIPE WRENCH



SIZE	NUMBER	DESCRIPTION	PRODUCT CODE
230	152 - 9	Pipe Wrench Roll Nut 230mm	6419360
300	152 - 12	Pipe Wrench Roll Nut 300mm	6419520
350	152 - 14	Pipe Wrench Roll Nut 350mm	*6419600

STRAP WRENCH



SIZE	NUMBER	DESCRIPTION	PRODUCT CODE
140	36 - 1	Strap Wrench - Max Capacity 140mm Diam	*6327320
200	36 - 2	Strap Wrench - Max Capacity 200mm Diam	6327400
E36	E36-1	Spare Strap To Suit 36-1	*5327380
	E36 - 2	Spare Strap To Suit 36-2	*5327460

Items marked "" are special order only.

GEDORE RED SOCKET SETS

NEW

GEDORE RED SOCKET SET SIZE 4-13mm 16PCS

Description:

- Coupler based on DIN 3120 - A 6.3, ISO 1174, with ball lock
- Square drive as per DIN 3120 - C 6.3, ISO 1174, with ball retention groove
- 2C reversible ratchet 1/4": lever for reversing clockwise/ anticlockwise direction, push-button release, fine-toothed, oval head, dual-material handle for ease in handling, for sockets
- Socket 1/4", hex: metric, short, as per DIN 3124, ISO 2725
- Socket extension 1/4"
- Sliding T-bar with slider 1/4": as per DIN 3122, ISO 3315
- Bit adaptor 1/4": with in-hex and female square, for all bits and tools with 1/4" external hex
- Chrome-vanadium steel, matt satin chrome-plated
- For hand-operated screw work
- Plastic case in GEDORE Red Design 190x110x52mm
- Clamp-secured tools
- Metal hinges/fastener




CONTENTS	PRODUCT CODE
1/4" 2C lever reversible ratchet, fine-toothed, 72 teeth 150 mm 1/4" socket hexagon 4 4.5 5 5.5 6 7 8 9 10 11 12 13 mm 1/4" socket extension 100 mm 1/4" sliding T-bar with slider 115 mm Bit adaptor 1/4" sq. x 1/4" hex 25 mm	3300050

GEDORE RED SOCKET SET SIZE 4-13mm 33PCS

Description:

- Coupler based on DIN 3120 - A 6.3, ISO 1174, with ball lock
- Square drive as per DIN 3120 - C 6.3, ISO 1174, with ball retention groove
- 2C reversible ratchet 1/4": lever for reversing clockwise/ anticlockwise direction, push-button release, fine-toothed, oval head, dual-material handle for ease in handling, for sockets
- Square plug-in handle 1/4": 1-component handle with female square
- Socket 1/4", hex: metric, short, as per DIN 3124, ISO 2725
- Screwdriver bit socket 1/4", for hex screws: with pressed-in, phosphated pin
- Screwdriver bit socket 1/4", slotted: with pressed-in, phosphated pin
- Screwdriver bit socket 1/4" PH: with pressed-in, phosphated pin
- Screwdriver bit socket 1/4" PZ: with pressed-in, phosphated pin
- Screwdriver bit socket 1/4" TX: with pressed-in, phosphated pin
- Socket extension 1/4"
- Universal joint 1/4": screwed-on joint, acc. to DIN 3123 - C 6.3
- Bit adaptor 1/4": with in-hex and female square, for all bits and tools with 1/4" external hex
- Chrome-vanadium steel, matt satin chrome-plated
- For hand-operated screw work
- Plastic case in GEDORE Red Design 300x180x52mm
- Clamp-secured tools
- Metal hinges/fastener



CONTENTS	PRODUCT CODE
1/4" 2C lever reversible ratchet, fine-toothed, 72 teeth 150 mm 1/4" square plug-in handle 165 mm 1/4" socket hexagon 4 4.5 5 5.5 6 7 8 9 10 11 12 13 mm 1/4" screwdriver bit socket in-hex 4 4.5 6 mm 1/4" screwdriver bit socket slotted 4 5.5 6.5 mm 1/4" screwdriver bit socket cross-head PH 1 2 mm 1/4" screwdriver bit socket cross-head PZ 1 2 mm 1/4" screwdriver bit socket TX T15 T20 T25 T30 mm 1/4" socket extension 50 100 mm 1/4" universal joint 32 mm Bit adaptor 1/4" sq. x 1/4" hex 25 mm	3300051


GEDORE RED SOCKET SETS

NEW

GEDORE RED SOCKET SET SIZE 4-14mm 46PCS

Description:

- Coupler based on DIN 3120 - A 6.3, ISO 1174, with ball lock
- Square drive as per DIN 3120 - C 6.3, ISO 1174, with ball retention groove
- 2C reversible ratchet 1/4": lever for reversing clockwise/anticlockwise direction, push-button release, fine-toothed, oval head, dual-material handle for ease in handling, for sockets
- Square plug-in handle 1/4": 1-component handle with female square
- Socket 1/4", hex: metric, short, as per DIN 3124, ISO 2725
- Screwdriver bit socket 1/4", for hex screws: with pressed-in, phosphated pin
- Screwdriver bit socket 1/4", slotted: with pressed-in, phosphated pin
- Screwdriver bit socket 1/4" PH: with pressed-in, phosphated pin
- Screwdriver bit socket 1/4" PZ: with pressed-in, phosphated pin
- Screwdriver bit socket 1/4" TX: with pressed-in, phosphated pin
- Socket extension 1/4"
- Flexible socket extension 1/4"
- Sliding T-bar with slider 1/4": as per DIN 3122, ISO 3315
- Universal joint 1/4": screwed-on joint, acc. to DIN 3123 - C 6.3
- Bit adaptor 1/4": with in-hex and female square, for all bits and tools with 1/4" external hex
- Hexagon socket key set: as per DIN ISO 2936
- Chrome-vanadium steel, matt satin chrome-plated
- For hand-operated screw work
- Plastic case in GEDORE Red Design 300x180x52mm
- Clamp-secured tools
- Metal hinges/fastener



CONTENTS	PRODUCT CODE
1/4" 2C lever reversible ratchet, fine-toothed, 72 teeth 150 mm 1/4" square plug-in handle 165 mm 1/4" socket hexagon 4 4.5 5 5.5 6 7 8 9 10 11 12 13 14 mm 1/4" screwdriver bit socket in-hex 3 4 5 6 7 8 mm 1/4" screwdriver bit socket slotted 4 5.5 6.5 1/4" screwdriver bit socket cross-head PH 1 2 3 1/4" screwdriver bit socket cross-head PZ 1 2 1/4" screwdriver bit socket TX T10 T15 T20 T25 T27 T30 T40 1/4" socket extension 50 100 mm 1/4" flexible socket extension 150 mm 1/4" sliding T-bar with slider 115 mm 1/4" universal joint 32 mm. Bit adaptor 1/4" sq. x 1/4" hex 25 mm Hexagon socket key set 1.27 1.5 2 2.5 mm	3300052

GEDORE RED SOCKET SET 3/8" SIZE 6-24mm 26PCS

Description:

- Coupler based on DIN 3120 - A 10, ISO 1174, with ball lock
- Square drive as per DIN 3120 - C 10, ISO 1174, with ball retention groove
- 2C reversible ratchet 3/8": lever for reversing clockwise/anticlockwise direction, push-button release, fine-toothed, oval head, dual-material handle for ease in handling, for sockets
- Socket 3/8": hex, metric, short, as per DIN 3124, ISO 2725
- Spark plug socket 3/8" with pressed-in holding rubber and extra drive hex Size 19
- Spark plug socket 3/8" with pressed-in holding rubber and extra drive hex Size 22
- Socket extension 3/8"
- Sliding T-bar with slider 3/8": as per DIN 3122, ISO 3315
- Universal joint 3/8": screwed-on joint, acc. to DIN 3123 - C 10
- Reducer 3/8" to 1/4"
- Chrome-vanadium steel, matt satin chrome-plated
- For hand-operated screw work
- Plastic case in GEDORE Red Design 300x180x52mm
- Clamp-secured tools
- Metal hinges/fastener



CONTENTS	PRODUCT CODE
3/8" 2C lever reversible ratchet, fine-toothed, 72 teeth 180 mm 3/8" socket hexagon 6 7 8 9 10 11 12 13 14 15 16 17 18 19 20 21 22 24 mm 3/8" spark plug socket 16 21 mm 65 mm 3/8" socket extension 75 150 mm 3/8" sliding T bar with slider 200 mm 3/8" universal joint 48 mm. Reducer 3/8" - 1/4" 27 mm	3300053


GEDORE RED SOCKET SETS

NEW

GEDORE RED SOCKET SET 3/8" SIZE 6-24mm 59PCS

Description:

- Coupler based on DIN 3120 - A 10, ISO 1174, with ball lock
- Square drive as per DIN 3120 - C 10, ISO 1174, with ball retention groove
- 2C reversible ratchet 3/8": lever for reversing clockwise/anticlockwise direction, push-button release, fine-toothed, oval head, dual-material handle for ease in handling, for sockets
- Socket 3/8": bi-hex, metric, short, as per DIN 3124, ISO 2725
- Socket 3/8": hex, metric, long, as per DIN 3124, ISO 2725
- Spark plug socket 3/8" with pressed-in holding rubber and extra drive hex Size 19
- Spark plug socket 3/8" with pressed-in holding rubber and extra drive hex Size 22
- Screwdriver bit socket 3/8": for hex screws, with pressed-in, phosphated pin
- Screwdriver bit socket 3/8": slotted, with pressed-in, phosphated pin
- Screwdriver bit socket 3/8" PH: with pressed-in, phosphated pin
- Screwdriver bit socket 3/8" PZ: with pressed-in, phosphated pin
- Screwdriver bit socket 3/8" TX: with pressed-in, phosphated pin
- Socket extension 3/8"
- Convertor/slider 3/8" x 1/2": for driving sockets and screwdriver bit sockets
- Universal joint 3/8": screwed-on joint, acc. to DIN 3123 - C 10
- Reducer 3/8" to 1/4"
- Chrome-vanadium steel, matt satin chrome-plated
- For hand-operated screw work
- Plastic case in GEDORE Red Design 383x272x80mm
- Clamp-secured tools
- Metal hinges/fastener



CONTENTS	PRODUCT CODE
3/8" 2C lever reversible ratchet, fine-toothed, 72 teeth 180 mm 3/8" socket hexagon bi-hex 6 7 8 9 10 11 12 13 14 15 16 17 18 19 20 21 22 24 mm 3/8" socket hexagon hex long 8 9 10 11 12 13 14 15 17 19 mm 3/8" spark plug socket 16 21 mm 65 mm 3/4" screwdriver bit socket in-hex 3 4 5 6 7 8 10 mm 3/4" screwdriver bit socket slotted 5.5 7 8 mm 3/8" screwdriver bit socket cross-head PH 1 2 mm 3/8" screwdriver bit socket cross-head PZ 1 2 mm 3/8" screwdriver bit socket TX T25 T27 T30 T40 T45 T50 T55 3/8" socket extension 75 250 mm 3/8" universal joint 49 mm Reducer 3/8" - 1/4" 27 mm Socket extension piece/slider 3/8" x 1/2" 44 mm	3300054

GEDORE RED SOCKET SETS

NEW

GEDORE RED SOCKET SET 1/4+1/2 92PCS

Description:

- Coupler in acc. with DIN 3120, ISO 1174, with ball locking device
- Square drive as per DIN 3120, ISO 1174, with ball retention groove
- 2C reversible ratchet: lever for reversing clockwise/anticlockwise direction, push-button release, fine-toothed, oval head, dual-material handle for ease in handling, for sockets
- Square plug-in handle 1/4": 1-component handle with female square
- Socket 1/4" + 1/2": hex, metric, as per DIN 3124, ISO 2725
- Spark plug socket 1/2" with pressed-in holding rubber and extra drive hex Size 23
- Socket extension 1/4"+1/2"
- Sliding T-bar with slider 1/4": as per DIN 3122, ISO 3315
- Universal joint 1/4" + 1/2": screwed-on joint, as per DIN 3123 - C 12.5
- Convertor/slider 3/8" x 1/2": for driving sockets and screwdriver bit sockets
- Bit adaptor 1/4": with in-hex and female square, for all bits and tools with 1/4" external hex
- Bit adaptor 1/2": with in-hex and female square, for all bits and tools with 5/16" external hex
- Bit holder with magnet 1/4": machine-operated, as per DIN 7427
- Bit 1/4": hex, slotted, PH, PZ, TX for holder as per DIN ISO 1173 - D 6,3
- Bit 5/16": TX for holder as per DIN 1173, ISO 8
- Double swivel-head wrench: bi-hex, metric, screwed on joint
- Combination spanner: as per DIN 3113, Form A, ISO 3318, ISO 7738, 15° ring side angle, 15° jaw position
- Hexagon socket key set: as per DIN ISO 2936 › Plastic magazine for small parts
- For hand-operated screw work
- Chrome-vanadium steel, matt satin chrome-plated
- Plastic case in GEDORE Red Design 383x272x80mm
- Clamp-secured tools
- Metal hinges/fastener



CONTENTS	PRODUCT CODE
1/4" 2C lever reversible ratchet, fine-toothed, 72 teeth 150 mm 1/4" square plug-in handle 165 mm 1/4" socket hexagon 4 4.5 5 5.5 6 7 8 9 10 11 12 13 mm 1/4" socket hexagon 4 5 6 7 8 9 10 11 12 13 mm 1/4" socket extension 50 100 mm 1/4" sliding T-bar with slider 115 mm 1/4" universal joint 32 mm Bit holder 1/4" hex x 1/4" hex with magnet 60 mm Bit adapter 1/4" sq. x 1/4" hex 25 mm Drive adapter 1/4" hex x square with ball lock 25 mm 1/4" bits in-hex 3 4 5 6 8 10 25 mm 1/4" bits slotted 4 5.5 7 25 mm 1/4" bits cross-head PH 0 1 2 3 4 25 mm 1/4" bits cross-head PZ 1 2 3 25 mm 1/4" bits TX T8 T10 T15 T20 T25 T27 T30 T40 25 mm 5/16" bits socket TX T45 T50 T55 30 mm 1/2" 2C lever reversible ratchet, fine-toothed, 72 teeth 250 mm 1/2" socket hexagon 10 11 12 13 6 15 17 19 22 24 27 30 32 mm 1/2" spark plug socket 21 mm (13/16") 65 mm 1/2" socket extension 125 250 mm 1/2" universal joint 65 mm Socket extension piece/slider 3/8" x 1/2" 44 mm Bit adapter 1/4" square x 5/16" hex 38 mm Double swivel head wrenches 8x9 10x11 12x13 14x15 mm Combination spanners 8 10 12 13 14 17mm Hexagon socket key 1.5 2 2.5 mm	3300062

GEDORE RED SOCKET SETS

NEW

GEDORE RED SOCKET SET 1/4+1/2 94PCS

Description:

- Coupler in acc. with DIN 3120, ISO 1174, with ball locking device
- Square drive as per DIN 3120, ISO 1174, with ball retention groove
- 2C reversible ratchet: lever for reversing clockwise/ anticlockwise direction, push-button release, fine-toothed, oval head, dual-material handle for ease in handling, for sockets
- Square plug-in handle 1/4": 1-component handle with female square
- Socket 1/4" + 1/2 ": hex, metric, short, as per DIN 3124, ISO 2725
- Socket 1/4" + 1/2 ": hex, metric, long, as per DIN 3124, ISO 2725
- Spark plug socket 1/2" with pressed-in holding rubber
- Spark plug socket 1/2" with pressed-in holding rubber and extra drive hex Size 24
- Screwdriver bit socket 1/4", for hex screws: with pressed-in, phosphated pin
- Screwdriver bit socket 1/4", slotted: with pressed-in, phosphated pin
- Screwdriver bit socket 1/4" PH: with pressed-in, phosphated pin
- Screwdriver bit socket 1/4" PZ: with pressed-in, phosphated pin
- Screwdriver bit socket 1/4" TX: with pressed-in, phosphated pin
- Socket extension 1/4"+1/2"
- Sliding T-bar with slider 1/4": as per DIN 3122, ISO 3315
- Universal joint 1/4" + 1/2": screwed-on joint , as per DIN 3123 - C 12.5
- Convertor/slider 3/8" x 1/2": for driving sockets and screwdriver bit sockets
- Bit adaptor 1/2", with female square and in-hex, for all bits and tools with 5/16" external hex
- Bit 5/16": hex, slotted, PH, PZ, TX for holder as per DIN ISO 1173 - D 8
- Hexagon socket key set: as per DIN ISO 2936
- For hand-operated screw work
- Chrome-vanadium steel, matt satin chrome-plated
- Plastic case in GEDORE Red Design 383x272x80mm
- Clamp-secured tools
- Metal hinges/fastener



CONTENTS	PRODUCT CODE
1/4" 2C lever reversible ratchet, fine-toothed, 72 teeth 150 mm 1/4" square plug-in handle 165 mm 1/4" socket hexagon 4 4.5 5 5.5 6 7 8 9 10 11 12 13 14 mm 1/4" screwdriver bit socket in-hex 4 4 5 6 mm 1/4" screwdriver bit socket slotted 4 5.5 6.5 mm 1/4" screwdriver bit socket cross-head PH 1 2 37mm 1/4" screwdriver bit socket cross-head PZ 1 2 37mm 1/4" screwdriver bit socket TX T8 T10 T15 T20 T25 T27 T30 1/4" socket extension 50 100 mm 1/4" sliding T-bar with slider 115 mm 1/4" universal joint 32 mm 5/16" bits in-hex 8 10 12 14 30 mm 5/16" bits slotted 8 10 12 30 mm 5/16" bits cross-head PH 3 4 30 mm 5/16" bits cross-head PZ 3 4 30 mm 5/16" bits TX T40 T45 T50 T55 30 mm 1/2" 2C lever reversible ratchet, fine-toothed, 72 teeth 250 mm 1/2" socket hex 10 11 12 13 14 15 16 17 18 19 20 21 22 23 24 27 28 30 32 mm 1/2" socket hexagon 14 15 17 19 mm 1/2" spark plug socket 16 21 mm 65 mm 1/2" socket extension 125 250 mm 1/2" universal joint 66 mm Socket extension piece/slider 3/8" x 1/2" 44 mm Bit adapter 1/4" square x 5/16" hex 38 mm Hexagon socket key set 1.5 2 2.5 mm	3300057


GEDORE RED SOCKET SETS

NEW

GEDORE RED SOCKET SET 1/4+1/2 SIZE 10-32MM 100PCS

Description:

- Coupler in acc. with DIN 3120, ISO 1174, with ball locking device
- Square drive as per DIN 3120, ISO 1174, with ball retention groove
- 2C reversible ratchet: lever for reversing clockwise/anticlockwise direction, push-button release, fine-toothed, oval head, dual-material handle for ease in handling, for sockets
- Socket 1/4" + 1/2": hex, metric, as per DIN 3124, ISO 2725
- Socket extension 1/4"+1/2"
- Sliding T-bar with slider 1/4": as per DIN 3122, ISO 3315
- Universal joint 1/4" + 1/2": screwed-on joint, as per DIN 3123 - C 12.5
- Bit adaptor 1/4": with female square and in-hex, for all bits and tools with 1/4" external hex
- Bit 1/4": hex, slotted, PH, PZ, TX fits holder as per DIN ISO 1173 - D 6,3
- Combination spanner: as per DIN 3113, Form A, ISO 3318, ISO 7738, 15° ring side angle, 15° jaw position
- Hexagon socket key set: 9-piece, in the plastic socket holder, with ball head, for in-hex screws
- Adjustable wrench: 15° jaw position, head polished with laser-marked scale
- 1C screwdriver slotted, PH
- Side cutter: dual-material handle, hands-friendly transfer of force
- Straight telephone pliers: straight gripping surfaces, toothed lengthways, dual-material handle, hands-friendly transfer of force
- Water pump pliers, 7-setting adjustment: head and "Gewerbe" polished, dual-material handle, hands-friendly transfer of force
- Engineers' hammer: forged hammer head, in black, of tempered steel
- Plastic case in GEDORE Red Design 552x360x100mm
- Clamp-secured tools
- Metal hinges/fastener




CONTENTS	PRODUCT CODE
1/4" 2C lever reversible ratchet, fine-toothed, 72 teeth 150 mm 1/4" square plug-in handle 165 mm 1/4" socket hexagon 4 4.5 5 5.5 6 7 8 9 10 11 12 13 mm 1/4" socket extension 50 100 mm 1/4" sliding T-bar with slider 115 mm 1/4" universal joint 32 mm Bit adapter 1/4" sq. x 1/4" hex 25 mm 1/4" bits in-hex 3 4 5 6 8 10 25 mm 1/4" bits slotted 4 5.5 7 25 mm 1/4" bits cross-head PH 1 2 3 4 25 mm 1/4" bits cross-head PZ 1 2 3 25 mm 1/4" bits TX T8 T10 T15 T20 T25 T27 T30 T40 25 mm 1/2" 2C lever reversible ratchet, fine-toothed, 72 teeth 250 mm 1/2" socket hex 10 11 12 13 14 15 16 17 18 19 20 21 22 23 24 26 27 28 30 32 mm 1/2" socket extension 125 250 mm 1/2" universal joint 65 mm Socket extension piece/slider 3/8" x 1/2" 44 mm Combination spanners 8 9 10 11 12 13 14 15 16 17 18 19 mm Hexagon socket key set 1.5 2 2.5 3 4 5 6 8 10 mm Adjustable spanner 10" 250 mm Screwdriver slotted 4 5.5 6.5 Screwdriver cross-head PH 1 2 3 Side cutter 180 mm Telephone pliers 200 mm Water pump pliers 10" 250 mm Hammer 500 g	3300063

GEDORE RED SOCKET SETS

NEW

GEDORE RED SOCKET SET 1/4+3/8+1/2 172PCS

- Coupler in acc. with DIN 3120, ISO 1174, with ball locking device
- Square drive as per DIN 3120, ISO 1174, with ball retention groove
- 2C reversible ratchet: lever for reversing clockwise/anticlockwise direction, push-button release, fine-toothed, oval head, dual-material handle for ease in handling, for sockets
- Square plug-in handle 1/4": 1-component handle with female square
- Socket hex, metric, short, as per DIN 3124, ISO 2725
- Socket hex, metric, long, as per DIN 3124, ISO 2725
- Socket, recessed TX
- Spark plug socket 3/8" with pressed-in holding rubber and extra drive hex Size 21
- Spark plug socket 1/2" with pressed-in holding rubber
- Spark plug socket 1/2" with pressed-in holding rubber and extra drive hex Size 24
- Screwdriver bit socket 1/4", for hex screws: with pressed-in, phosphated pin
- Screwdriver bit socket 1/4", slotted: with pressed-in, phosphated pin
- Screwdriver bit socket 1/4" PH: with pressed-in, phosphated pin
- Screwdriver bit socket 1/4" PZ: with pressed-in, phosphated pin
- Screwdriver bit socket 1/4" TX: with pressed-in, phosphated pin
- Screwdriver bit socket 1/4" TX: with drill hole, with pressed-in, phosphated pin
- Sliding T-bar with slider 1/4": as per DIN 3122, ISO 3315
- Socket extension 1/4" + 3/8" + 1/2"
- Universal joint 1/4" + 3/8" + 1/2": screwed-on joint, as per DIN 3123 - C 12.5
- Convertor/slider 3/8" x 1/2": for driving sockets and screwdriver bit sockets
- Bit adaptor 1/4": with female square and in-hex, for all bits and tools with 1/4" external hex
- Bit adaptor 3/8": with female square and in-hex, for all bits and tools with 5/16" external hex
- Bit adaptor 1/2": with female square and in-hex, for all bits and tools with 5/16" external hex
- Bit 1/4", TX: TX B0, TX security, B0, keyway, XZN for holder as per DIN 1173, ISO 6.3
- Bit 5/16": in-hex, slotted, PH, TX, TX B0 for holder as per DIN ISO 1173 - D 8
- Hexagon socket key set: as per DIN ISO 2936
- For hand-operated screw work
- Chrome-vanadium steel, matt satin chrome-plated
- Plastic case in GEDORE Red Design 452x340x86mm
- Clamp-secured tools
- Metal hinges/fastener



CONTENTS	PRODUCT CODE
1/4" 2C lever reversible ratchet, fine-toothed, 72 teeth 150 mm 1/4" square plug-in handle 165 mm 1/4" socket hexagon 4 4.5 5 5.5 6 7 8 9 10 11 12 13 14 mm 1/4" socket hexagon 4 5 6 7 8 9 10 mm 1/4" socket TX E4 E5 E6 E7 E8 25 mm 1/4" screwdriver bit socket in-hex 4 4 5 6 mm 1/4" screwdriver bit socket slotted 4 5.5 6.5 7 mm 1/4" screwdriver bit socket cross-head PH 0 1 2 37 mm 1/4" screwdriver bit socket cross-head PZ 0 1 2 37 mm 1/4" screwdriver bit socket TX T8 T9 T10 T15 T20 T25 T27 T30 1/4" screwdriver bit socket TX with drill hole T8 T9 T10 T15 T20 T25 T27 T30 1/4" socket extension 50 100 mm 1/4" sliding T-bar with slider 115 mm 1/4" universal joint 32 mm Bit adapter 1/4" sq. x 1/4" hex 25 mm 1/4" bits TX T5 T6 T7 25 mm 1/4" bits TX with drill hole T7 25 mm 1/4" bits TX plus security T10 T15 T20 T25 T27 T30 T40 T45 25 mm 1/4" bits multi-point XZN M5 M6 M8 25 mm 1/4" bits keyway M5 M6 M7 M8 M9 25 mm 5/16" bits in-hex 7 8 10 12 14 30 mm 5/16" bits slotted 8 10 12 30 mm 5/16" bits cross-head PH 3 4 30 mm 5/16" bits cross-head PZ 3 4 30 mm 5/16" bits TX T40 T45 T50 T55 T60 T70 5/16" bits TX with drill hole T40 T45 T50 T55 T60 T70 3/8" 2C lever reversible ratchet, fine-toothed, 72 teeth 180 mm 3/8" socket hexagon 10 11 12 13 14 15 16 17 18 19 3/8" socket hexagon 10 11 12 13 14 15 mm 3/8" socket TX E10 E11 E12 E14 E16 E18 3/8" spark plug socket 18 mm 65 mm 3/8" socket extension 150 mm 3/8" universal joint 49 mm Bit adapter 3/8" square x 5/16" hex 30 mm 1/2" 2C lever reversible ratchet, fine-toothed, 72 teeth 250 mm 1/2" socket hexagon 10 11 12 13 14 15 16 17 18 19 20 21 22 24 27 30 32 mm 1/2" socket hexagon 16 17 18 19 22 77 mm. 1/2" socket 1/2 TX E20 E24 1/2" spark plug socket 16 21 mm 65 mm. 1/2" socket extension 125 250 mm 1/2" universal joint 66 mm Socket extension piece/slider 3/8" x 1/2" 44 mm Bit adapter 1/2" square x 5/16" hex 38 mm. Hexagon socket key 1.5 2 2.5 3 4 5 6 mm	3300058

GEDORE RED SOCKET SETS

NEW

GEDORE RED SOCKET SET 1/2 TX E10-24 T30-70 16PCS

Description:

- Coupler based on DIN 3120 - A 12.5, ISO 1174, with ball lock
- Square drive as per DIN 3120 - C 12.5, ISO 1174, with ball retention groove
- Socket 1/2", recessed TX
- Screwdriver bit socket 1/2" TX: with pressed-in, phosphated pin
- For hand-operated screw work
- Chrome-vanadium steel, matt satin chrome-plated
- Plastic case in GEDORE Red Design 300x180x52mm
- Clamp-secured tools
- Metal hinges/fastener



CONTENTS	PRODUCT CODE
Socket TX E10 E11 E12 E14 E16 E18 E20 E22 E24 Screwdriver bit socket TX T30 T40 T45 T50 T55 T60 T70	3300009

GEDORE RED SOCKET SET 1/2 TX 20PCS

Description:

- Coupler in acc. with DIN 3120, ISO 1174, with ball locking device
- Square drive as per DIN 3120, ISO 1174, with ball retention groove
- Socket 3/8" + 1/2", recessed TX
- Screwdriver bit socket 3/8" + 1/2" TX: with pressed-in, phosphated pin
- Reducer 1/2" to 3/8"
- Chrome-vanadium steel, matt satin chrome-plated
- For hand-operated screw work
- Plastic case in GEDORE red Design 300x180x52mm
- Clamp-secured tools
- Metal hinges/fastener



CONTENTS	PRODUCT CODE
3/8" socket TX E6 E7 E8 E10 3/8" screwdriver bit socket TX T10 T15 T20 T25 T27 1/2" socket TX E12 E14 E16 E18 E20 1/2" screwdriver bit socket TX T30 T40 T45 T50 T55 Reducer 1/2" square x 3/8" square	3300045

GEDORE RED SOCKET SETS

NEW

GEDORE RED SOCKET SET 1/2 HEX. SIZE 10-32MM 14PCS

Description:

- Square drive as per DIN 3120 - C 12.5, ISO 1174, with ball retention groove
- Socket 1/2", hex: metric, long, as per DIN 3124, ISO 2725
- Chrome-vanadium steel, matt satin chrome-plated
- For hand-operated screw work
- Plastic case in GEDORE Red Design 383x272x80mm
- Clamp-secured tools
- Metal hinges/fastener



CONTENTS	PRODUCT CODE
Socket hexagon 10 12 13 14 15 17 19 21 22 23 24 27 30 32 mm	3300008

GEDORE RED SCREWDRIVER BIT SOCKETS 1/2 HEX. 30PCS

Description:

- Square drive acc. to DIN 3120 - C 12.5, ISO 1174, with ball retention groove
- Screwdriver bit socket 1/2", hex: metric, with pressed-in, phosphated pin, non-slip longitudinal knurled head, brightly polished on the drive side, design based on DIN 7422
- Chrome-vanadium steel, matt satin chrome-plated
- For hand-operated screw work
- Plastic case in the GEDORE red Design 425x320x52mm
- Clamp-secured tools
- Metal hinges/lock



CONTENTS	PRODUCT CODE
Screwdriver bit socket in-hex, 5 6 7 8 10 12 14 17 19 mm	3301573
Screwdriver bit socket, in-hex 5 6 7 8 10 11 12 13 mm	
Screwdriver bit socket in-hex 5 6 7 8 10 12 14 mm	
Screwdriver bit socket in-hex, 5 6 7 8 10 12 mm	

GEDORE RED SOCKET SETS

NEW

GEDORE RED SCREWDRIVER BIT SOCKETS 1/2 TX 32PCS

Description:

- Square drive acc. to DIN 3120 - C 12.5, ISO 1174, with ball retention groove
- Screwdriver bit socket 1/2", TX: with pressed-in, phosphated pin, non-slip longitudinal knurled head, brightly polished on the drive side
- Chrome-vanadium steel, matt satin chrome-plated
- For hand-operated screw work
- Plastic case in the GEDORE Red Design 425x320x52mm
- Clamp-secured tools
- Metal hinges/lock



CONTENTS	PRODUCT CODE
Screwdriver bit socket TX T20 T25 T27 T30 T40 T45 T50 T55 T60 T70 55 mm	3301577
Screwdriver bit socket TX T20 T25 T27 T30 T40 T45 T50 T55 T60 T70 100 mm	
Screwdriver bit socket TX T40 T45 T50 T55 T60 T70 140 mm	
Screwdriver bit socket TX T40 T45 T50 T55 T60 T70 200 mm	

GEDORE RED SOCKET SET 3/4 SIZE 22-50MM 14PCS

Description:

- Coupler as per DIN 3120 - B 20, ISO 1174, with locking pin
- Square drive as per DIN 3120 - D 20, ISO 1174, with drill hole for locking pin
- Reversible ratchet 3/4": lever for reversing clockwise/ anticlockwise direction, oval head, sturdy all-steel type
- Socket 3/4", hex: metric, short, as per DIN 3124, ISO 2725
- Socket extension 3/4"
- Sliding T-bar with slider 3/4": as per DIN 3122, ISO 3315
- Chrome-vanadium steel, matt satin chrome-plated
- For hand-operated screw work
- Plastic case in GEDORE Red Design 552x360x100mm
- Clamp-secured tools
- Metal hinges/fastener



CONTENTS	PRODUCT CODE
3/4" reversible ratchet, coarse-cogged, 24 teeth 510 mm	3300011
3/4" socket hexagon 22 24 27 30 32 36 38 41 46 50 mm	
3/4" socket extensions 200 400 mm	
3/4" sliding T-bar with slider 460 mm	


GEDORE RED SOCKET SETS

NEW

GEDORE RED SOCKET SET 1/2 TX + RAIL 7PCS

Description:


- 8" (200 mm) long metal holding rail
- Socket sets 1/2", TX
- Hand-operated, longitudinal knurled grip
- Drive end matt chrome-plated, driven end bright-polished
- Square drive as per DIN 3120 - C 12.5, ISO 1174, with ball retention groove
- Chrome-vanadium steel



GEDORE RED SCREWDRIVER BIT SOCKETS 1/2 + RAIL 7PCS

Description:


- 8" (200 mm) long metal holding rail
- Socket sets 1/2", TX
- Pressed-in phosphated pin
- Hand-operated, longitudinal knurled grip
- Drive end brightly polished
- Square drive as per DIN 3120 - C 12.5, ISO 1174, with ball retention groove
- Chrome-vanadium steel



GEDORE RED SCREWDRIVER BIT SOCKETS 1/2 + RAIL 10PCS

Description:

- 11" (280 mm) long metal holding rail
- Screwdriver bit socket 1/2", in-hex, as per DIN 7422
- Hand-operated, longitudinal knurled grip
- Drive end brightly polished
- Pressed-in phosphated pin
- Square drive as per DIN 3120 - C 12.5, ISO 1174, with ball retention groove
- Chrome-vanadium steel



GEDORE RED SOCKET AND SPANNER SETS

NEW

GEDORE RED SCREWDRIVER BIT SOCKETS 1/2" + RAIL 10PCS

Description:

- 11" (280 mm) long metal holding rail
- Screwdriver bit socket 1/2", in-hex, as per DIN 7422
- Hand-operated, longitudinal knurled grip
- Drive end brightly polished
- Pressed-in phosphated pin
- Square drive as per DIN 3120 - C 12.5, ISO 1174, with ball retention groove
- Chrome-vanadium steel



CONTENTS	PRODUCT CODE
In-hex 5 6 7 8 9 10 12 14 17 19 mm	3300027

GEDORE RED COMBINATION SPAN.SET AF1/4-1.1/4 16PCS

Description:

- Ring offset to 15°
- Jaw set at 15°
- Chrome-vanadium steel
- Matt satin chrome-plated finish
- In the holder



CONTENTS	PRODUCT CODE
1/4 5/16 3/8 7/16 1/2 9/16 5/8 11/16 3/4 13/16 7/8 15/16 1 1.1/16 1.1/8 1.1/4"	3301043

GEDORE RED COMB.RATCHET SPAN.SET REV. 8-19mm 12PCS

Description:

- Based on DIN 3113, ISO 3318
- Ring offset to 15°, reversible for right and left hand operation
- Ratchet mechanism with 72 teeth
- Jaw set at 15°
- Matt satin chrome-plated finish
- Chrome-vanadium steel
- In the holder



CONTENTS	PRODUCT CODE
8 9 10 11 12 13 14 15 16 17 18 19 mm	3300873

GEDORE RED SPANNER SETS

NEW

GEDORE RED COMBINATION SPANNER SET



SIZES (mm)	INFO	DESCRIPTION	PRODUCT CODE
8, 9, 10, 11, 13, 14, 17, 19	Acc. to DIN 3113 , Form A, ISO 3318, ISO 7738 Ring offset to 15° Jaw set at 15° Matt satin chrome-plated finish Chrome-vanadium steel In the holder	Gedore Red Combination Spanner Set Size 8-19mm 8pcs	3300988
8, 10, 11, 12, 13, 14, 15, 17, 19, 22	Acc. to DIN 3113 , Form A, ISO 3318, ISO 7738 Ring offset to 15° Jaw set at 15° Matt satin chrome-plated finish Chrome-vanadium steel In the holder	Gedore Red Combination Spanner Set Size 8-22mm 10pcs	3300989
10, 11, 12, 13, 14, 17, 19, 22, 24, 27, 30, 32	Acc. to DIN 3113 , Form A, ISO 3318, ISO 7738 Ring offset to 15° Jaw set at 15° Matt satin chrome-plated finish Chrome-vanadium steel In the holder	Gedore Red Combination Spanner Set Size 10-32mm 12pcs	3300990
6, 7, 8, 9, 10, 11, 12, 13, 14, 15, 16, 17, 18, 19, 20, 21, 22	Acc. to DIN 3113 , Form A, ISO 3318, ISO 7738 Ring offset to 15° Jaw set at 15° Matt satin chrome-plated finish Chrome-vanadium steel In the holder	Gedore Red Combination Spanner Set Size 6-22mm 17pcs	3300994
6, 7, 8, 9, 10, 11, 12, 13, 14, 15, 16, 17, 18, 19, 20, 21, 22, 24, 27, 30, 32	Acc. to DIN 3113 , Form A, ISO 3318, ISO 7738 Ring offset to 15° Jaw set at 15° Matt satin chrome-plated finish Chrome-vanadium steel In the holder	Gedore Red Combination Spanner Set Size 6-32mm 21pcs	3300991

SECTION CONTENTS

ATOMIZERS	08-127
HAND HELD PRESSURE SPRAYERS	08-127
LARGE PRESSURE SPRAYERS	08-127
KNAPSACK – PROFESSIONAL	08-127
SPRAYERS WITH VITON SEALS	08-127
VITON SPARE PARTS	08-128
ACCESSORIES.	08-128
SPARE PARTS	08-128



08

SPRAYERS

PROFESSIONAL QUALITY SPRAYERS

ATOMIZERS

- Atomizer sprayers come with an adjustable nozzle, making them ideal for spraying detergents, fertilisers, plant protection liquids, liquid waxes, insecticides, degreasers etc. Easy to use, practical and light, they are handy in everyday small jobs.

PART	DESCRIPTION	MIN. BUY	BOX QTY
G2002	1 Litre Atomizer Conico	23	23



HAND HELD PRESSURE SPRAYERS

- Hand held pressure pumps are ideal for spraying plant protection products and liquids in domestic situations. They have a free flow opening lever which stops the delivery when released. The pressure easily obtained with a few pumps of the shaft. Manufactured with high quality plastic.

PART	DESCRIPTION	MIN. BUY	BOX QTY
G4006	1.5 Litre	1	12
G4002	2 Litre	1	9



LARGE PRESSURE SPRAYERS

- The 5 and 10 litre sprayers come complete with shoulder straps and lance with adjustable nozzle. The sprayer also comes with a lance holder. Ideal for home or professional use.

PART	DESCRIPTION	MIN. BUY	BOX QTY
G4020SB	5 Litre	1	1
G4004SB	10 Litre	1	1



KNAPSACK – PROFESSIONAL

- The Rosy pressure sprayer comes with shoulder straps. The tank is manufactured from sturdy UV stabilised plastic. The absence of corners enables total discharge and avoids formation of residual deposits. The lance is telescopic with an adjustable nozzle, allowing access to hard to reach places.

PART	DESCRIPTION	MIN. BUY	BOX QTY
G3020SCL	Knapsack Sprayer 16L Rosy	1	1



SPRAYERS WITH VITON SEALS

- Sprayers fitted with viton seals will accommodate a broader range of chemicals. Please check with the chemical manufacturer to ensure that viton seals are suitable to use with the intended chemical.

PART	DESCRIPTION	MIN. BUY	BOX QTY
G4004SB-VT	10 Litre Sprayer fitted with Viton seals	1	1
G4002-VT	2 Litre Eva fitted with Viton seals	1	9



SPARE PARTS AND ACCESSORIES

**Spare parts and seal kits are available for all sprayers.
No parts available for atomizers.**

All sprayers are made in Italy.

VITON SPARE PARTS

- Our spare part kits, available in viton, will ensure longevity of your sprayer. Our spare part kit contains the most popular consumable parts.

PART	DESCRIPTION	MIN. BUY	BOX QTY
G4552C	Viton seal kit to suit 10 Litre Sprayer	1	1
G8550	Viton lance to suit 10 Litre Sprayer	1	1
G4550	Viton seal kit to suit 2 Litre EVA	1	1

ACCESSORIES

- Available to enhance the suitability of your sprayer for certain jobs.

PART	DESCRIPTION	MIN. BUY	BOX QTY
G3065	Sprayshield Bell	1	1
G8501C	Standard Lance (Magic Lance)	1	1
G1805200	50cm Extension for Lance	1	1

SPARE PARTS

- Our spare part kits, will ensure longevity of your sprayer. Our spare part kit contain the most popular consumable parts.

PART	DESCRIPTION	MIN. BUY	BOX QTY
G4501C	Spares kit – to suit 2.0L sprayer	1	1
G4503C	Spares kit – to suit 5.0L and 10.0L sprayer	1	1
G3507C	Rosy spares kit (knapsack)	1	1
G1700030-1	1 metre replacement braided hose	1	1
G4506C	Pump to suit 5/10 Litre	1	1
G3503C	Pump to suit 16 Litre	1	1

SECTION CONTENTS

SQUARE IMPERIAL KEY STEEL	09-131
RETANGLE IMPERIAL KEY STEEL	09-131
SQUARE METRIC KEY STEEL	09-131
RECTANGLE METRIC KEY STEEL.	09-131
STAINLESS STEEL IMPERIAL KEY STEEL.	09-131
STAINLESS STEEL METRIC KEY STEEL	09-131
METRIC SLOTTED SHIM STAINLESS STEEL	09-132
IMPERIAL SLOTTED SHIM STAINLESS STEEL	09-133
SOFT SHOE SLOTTED SHIM	09-133
STEEL SHIM IN A BOX	09-133
BRASS SHIM IN A BOX	09-134
STAINLESS STEEL SHIM IN A BOX	09-134
SHIM ASSORTMENTS KITS	09-134



09

KEY STEEL & SHIM



KEY STEEL

- 300mm lengths (sizes are clearly marked on each piece)
- Plated for rust prevention, metric is gold dichromated for easier identification.
- Most tolerances on dimensions are oversized to assure tight fits in keyways for positive, zero backlash power transmission.
- Imperial sizes are cold drawn low carbon C1018 steel and Metric sizes are cold drawn C1020 to C1045 steel.
- Stainless steel made from 303/304 grade.

SQUARE IMPERIAL KEY STEEL

PART	SIZE	MIN. BUY	PER PACK
KS1/16X1/16	1/16 SQ	1	10
KS1/8X1/8	1/8 SQ	1	10
KS5/32X5/32	5/32 SQ	1	10
KS7/32X7/32	7/32 SQ	1	6
KS3/16X3/16	3/16 SQ	1	6
KS1/4X1/4	1/4 SQ	1	6
KS9/32X9/32	9/32 SQ	1	6
KS5/16X5/16	5/16 SQ	1	6
KS3/8X3/8	3/8 SQ	1	6
KS7/16X7/16	7/16 SQ	1	4
KS1/2X1/2	1/2 SQ	1	4
KS5/8X5/8	5/8 SQ	1	4
KS9/16X9/16	9/16 SQ	1	4
KS11/16X11/16	11/16 SQ	1	4
KS3/4X3/4	3/4 SQ	1	4
KS13/16X13/16	13/16 SQ	1	4
KS7/8X7/8	7/8 SQ	1	4
KS1X1	1 SQ	1	4
KS1 1/8X1 1/8	1 1/8 SQ	1	2
KS1 3/16X1 3/16	1 3/16 SQ	1	2
KS1 1/4X1 1/4	1 1/4 SQ	1	4
*KS1 3/8X1 3/8	1 3/8 SQ	1	1
KS1 1/2X1 1/2	1 1/2 SQ	1	1
KS1 3/4X1 3/4	1 3/4 SQ	1	1
KS2X2	2 SQ	1	1

RECTANGLE IMPERIAL KEY STEEL

*KS1/8X3/16	1/8 x 3/16	1	6
KS1/8X1/4	1/8 x 1/4	1	6
KS3/16X1/4	3/16 x 1/4	1	6
KS3/16X5/16	3/16 x 5/16	1	6
*KS3/16X1/2	3/16 x 1/2	1	6
KS1/4X5/16	1/4 x 5/16	1	6
KS1/4X3/8	1/4 x 3/8	1	6
KS1/4X1/2	1/4 x 1/2	1	6
KS5/16X3/8	5/16 x 3/8	1	6
KS5/16X7/16	5/16 x 7/16	1	6
KS5/16X1/2	5/16 x 1/2	1	6
*KS5/16X5/8	5/16 x 5/8	1	6
KS3/8X7/16	3/8 x 7/16	1	6
KS3/8X1/2	3/8 x 1/2	1	6
KS3/8X5/8	3/8 x 5/8	1	6
KS3/8X3/4	3/8 x 3/4	1	6
KS7/16X1/2	7/16 x 1/2	1	6
KS7/16X5/8	7/16 x 5/8	1	6
KS1/2X5/8	1/2 x 5/8	1	6
KS1/2X3/4	1/2 x 3/4	1	6
KS5/8X3/4	5/8 x 3/4	1	4
KS5/8X7/8	5/8 x 7/8	1	4
KS5/8X1	5/8 x 1	1	4
KS9/16X1	9/16 x 1	1	4
*KS7/8X1	7/8 x 1	1	4
*KS7/8X1 1/4	7/8 x 1 1/4	1	4
KS3/4X7/8	3/4 x 7/8	1	4
KS3/4X1	3/4 x 1	1	4
*KS3/4X1 1/4	3/4 x 1 1/4	1	4
KS1X1 1/4	1 x 1 1/4	1	4

SQUARE METRIC KEY STEEL

PART	SIZE	MIN. BUY	PER PACK
KS2X2MM	2 x 2mm	1	6
KS4X4MM	4 x 4mm	1	6
KS5X5MM	5 x 5mm	1	6
KS6X6MM	6 x 6mm	1	6
KS7X7MM	7 x 7mm	1	6
KS8X8MM	8 x 8mm	1	6
KS10X10MM	10 x 10mm	1	4
KS12X12MM	12 x 12mm	1	4
KS14X14MM	14 x 14mm	1	4
KS16X16MM	16 x 16mm	1	4
KS18X18MM	18 x 18mm	1	4
KS20X20MM	20 x 20mm	1	1
KS22X22MM	22 x 22mm	1	1
KS25X25MM	25 x 25mm	1	1

RECTANGLE METRIC KEY STEEL

KS5X8MM	5 x 8mm	1	6
KS6X10MM	6 x 10mm	1	6
KS6X12MM	6 x 12mm	1	6
KS6X14MM	6 x 14mm	1	6
KS7X8MM	7 x 8mm	1	6
*KS7X18MM	7 x 18mm	1	6
KS8X10MM	8 x 10mm	1	6
KS8X12MM	8 x 12mm	1	6
KS9X14MM	9 x 14mm	1	6
KS10X12MM	10 x 12mm	1	4
KS10X16MM	10 x 16mm	1	4
KS11X18MM	11 x 18mm	1	4
KS12X20MM	12 x 20mm	1	4
KS14X22MM	14 x 22mm	1	4
KS14X25MM	14 x 25mm	1	4
KS16X28MM	16 x 28mm	1	4
KS18X32MM	18 x 32mm	1	4
KS20X36MM	20 x 36mm	1	1
KS22X25MM	22 x 25mm	1	1
KS22X40MM	22 x 40mm	1	1
KS25X28MM	25 x 28mm	1	1

STAINLESS STEEL IMPERIAL KEY STEEL

KS1/8X1/8SS	1/8 SQ	1	1
KS3/16X3/16SS	3/16 SQ	1	1
KS1/4X1/4SS	1/4 SQ	1	1
KS5/16X5/16SS	5/16 SQ	1	1
KS3/8X3/8SS	3/8 SQ	1	1
*KS7/16X7/16SS	7/16 SQ	1	1
KS1/2X1/2SS	1/2 SQ	1	1
KS5/8X5/8SS	5/8 SQ	1	1
KS3/4X3/4SS	3/4 SQ	1	1
KS7/8X7/8SS	7/8 SQ	1	1
KS1X1SS	1" SQ	1	1

STAINLESS STEEL METRIC KEY STEEL

KS4X4MMSS	4 x 4mm	1	1
KS5X5MMSS	5 x 5mm	1	1
KS6X6MMSS	6 x 6mm	1	1
KS7X7MMSS	7 x 7mm	1	1
KS8X8MMSS	8 x 8mm	1	1
KS10X10MMSS	10 x 10mm	1	1
KS12X12MMSS	12 x 12mm	1	1
KS14X14MMSS	14 x 14mm	1	1
KS16X16MMSS	16 x 16mm	1	1
KS18X18MMSS	18 x 18mm	1	1
KS20X20MMSS	20 x 20mm	1	1

Items marked "" are special order.

SHIM PRODUCTS

- Precision Brand slotted shim is pre-cut, so you eliminate hand cutting, deburring and material waste.
- You are assured of quality because these shims are made of 300 series stainless steel that resists rust and corrosion. Precision Brand's thickness is so accurate you will save money through reduced labour costs because of faster, more precise alignment.
- The convenient tab design makes shim placement easier and safer. There's no need to put hands under machinery during installation or removal.
- Engineered for quality Precision Brand permanently marks each shim with the thickness and is the only leading shim manufacturer to guarantee thickness tolerances for its products.
- When you're aligning expensive machinery, don't settle for anything less than the very best – Precision Brand shim!



PRECISION BRAND steel shim stock is full hard, cold rolled low carbon 1008-1010. One roll per box.

METRIC SLOTTED SHIM STAINLESS STEEL

PART	SIZE	MM	PIECES PER PACK	MIN. BUY
SHIM81205	50 x 50mm x 16mm slot	0.025	10	1 Pack
SHIM81210	50 x 50mm x 16mm slot	0.050	10	1 Pack
SHIM81215	50 x 50mm x 16mm slot	0.100	10	1 Pack
SHIM81220	50 x 50mm x 16mm slot	0.200	10	1 Pack
SHIM81225	50 x 50mm x 16mm slot	0.250	10	1 Pack
SHIM81230	50 x 50mm x 16mm slot	0.400	10	1 Pack
SHIM81235	50 x 50mm x 16mm slot	0.500	10	1 Pack
SHIM81240	50 x 50mm x 16mm slot	0.700	10	1 Pack
SHIM81245	50 x 50mm x 16mm slot	1.000	10	1 Pack
SHIM81250	50 x 50mm x 16mm slot	2.000	10	1 Pack
SHIM81305	75 x 75mm x 22mm slot	0.025	10	1 Pack
SHIM81310	75 x 75mm x 22mm slot	0.050	10	1 Pack
SHIM81315	75 x 75mm x 22mm slot	0.100	10	1 Pack
SHIM81320	75 x 75mm x 22mm slot	0.200	10	1 Pack
SHIM81325	75 x 75mm x 22mm slot	0.250	10	1 Pack
SHIM81330	75 x 75mm x 22mm slot	0.400	10	1 Pack
SHIM81335	75 x 75mm x 22mm slot	0.500	10	1 Pack
SHIM81340	75 x 75mm x 22mm slot	0.700	10	1 Pack
SHIM81345	75 x 75mm x 22mm slot	1.000	10	1 Pack
SHIM81350	75 x 75mm x 22mm slot	2.000	10	1 Pack
SHIM81405	100 x 100mm x 32mm slot	0.025	10	1 Pack
SHIM81410	100 x 100mm x 32mm slot	0.050	10	1 Pack
SHIM81415	100 x 100mm x 32mm slot	0.100	10	1 Pack
SHIM81420	100 x 100mm x 32mm slot	0.200	10	1 Pack
SHIM81425	100 x 100mm x 32mm slot	0.250	10	1 Pack
SHIM81430	100 x 100mm x 32mm slot	0.400	10	1 Pack
SHIM81435	100 x 100mm x 32mm slot	0.500	10	1 Pack
SHIM81440	100 x 100mm x 32mm slot	0.700	10	1 Pack
SHIM81445	100 x 100mm x 32mm slot	1.000	10	1 Pack
SHIM81450	100 x 100mm x 32mm slot	2.000	10	1 Pack
SHIM81505	125 x 125mm x 41mm slot	0.025	10	1 Pack
SHIM81510	125 x 125mm x 41mm slot	0.050	10	1 Pack
SHIM81515	125 x 125mm x 41mm slot	0.100	10	1 Pack
SHIM81520	125 x 125mm x 41mm slot	0.200	10	1 Pack
SHIM81525	125 x 125mm x 41mm slot	0.250	10	1 Pack
SHIM81530	125 x 125mm x 41mm slot	0.400	10	1 Pack
SHIM81535	125 x 125mm x 41mm slot	0.500	10	1 Pack
SHIM81540	125 x 125mm x 41mm slot	0.700	10	1 Pack
SHIM81545	125 x 125mm x 41mm slot	1.000	10	1 Pack
SHIM81550	125 x 125mm x 41mm slot	2.000	10	1 Pack
SHIM81945	50mm assortment kit 100 piece	All	100	1 Pack
SHIM81955	75mm assortment kit 100 piece	All	100	1 Pack
SHIM81965	100mm assortment kit 100 piece	All	100	1 Pack
SHIM81975	125mm assortment kit 100 piece	All	100	1 Pack

SHIM PRODUCTS

- Precision Brand slotted shim is pre-cut, so you eliminate hand cutting, deburring and material waste.
- You are assured of quality because these shims are made of 300 series stainless steel that resists rust and corrosion. Precision Brand's thickness is so accurate you will save money through reduced labour costs because of faster, more precise alignment.
- The convenient tab design makes shim placement easier and safer. There's no need to put hands under machinery during installation or removal.
- Engineered for quality Precision Brand permanently marks each shim with the thickness and is the only leading shim manufacturer to guarantee thickness tolerances for its products.
- When you're aligning expensive machinery, don't settle for anything less than the very best – Precision Brand shim!

IMPERIAL SLOTTED SHIM STAINLESS STEEL

PART	SIZE	MM	PIECES PER PACK	MIN. BUY
*SHIM42210	2" x 2" x 0.002" - 5/8" slot	0.050	20	1
*SHIM42220	2" x 2" x 0.004" - 5/8" slot	0.102	20	1
*SHIM42230	2" x 2" x 0.010" - 5/8" slot	0.254	20	1
*SHIM42250	2" x 2" x 0.050" - 5/8" slot	1.270	5	1
*SHIM42330	3" x 3" x 0.010" - 3/4" slot	0.254	20	1
*SHIM42410	4" x 4" x 0.002" - 1 1/4" slot	0.050	20	1
*SHIM42420	4" x 4" x 0.004" - 1 1/4" slot	0.102	20	1
SHIM42605	6" x 6" x 0.001" - 2" slot	0.025	5	1
SHIM42610	6" x 6" x 0.002" - 2" slot	0.050	5	1
SHIM42620	6" x 6" x 0.004" - 2" slot	0.102	5	1
SHIM42635	6" x 6" x 0.015" - 2" slot	0.381	5	1
SHIM42640	6" x 6" x 0.002" - 2" slot	0.050	5	1
SHIM42655	6" x 6" x 0.075" - 2" slot	2.00	5	1
SHIM42805	8" x 8" x 0.001" - 2 3/8" slot	0.025	5	1
SHIM42810	6" x 6" x 0.02" - 2 3/8" slot	0.050	5	1
SHIM42855	8" x 8" x 0.075" - 2 3/8" slot	2.00	5	1

SOFT SHOE SLOTTED SHIM

PART	SIZE	INCH	PIECES PER PACK	MIN. BUY
*SHIM49105	2" x 2" Blue 5/8" slot	0.020"	10	1
SHIM49125	2" x 2" Yellow 5/8" slot	0.045"	10	1
*SHIM49110	3" x 3" Blue 3/4" slot	0.020"	10	1
*SHIM49130	3" x 3" Yellow 3/4" slot	0.045"	10	1
*SHIM49115	4" x 4" Blue 1 1/4" slot	0.020"	10	1
*SHIM49135	4" x 4" Yellow 1 1/4" slot	0.045"	10	1
*SHIM49120	5" x 5" Blue 1 5/8" slot	0.020"	10	1
*SHIM49140	5" x 5" Yellow 1 5/8" slot	0.045"	10	1

STEEL SHIM IN A BOX

PART	SIZE	MIN. BUY	BOX QTY
SHIM16130	Steel shim 6" x 0.001" x 100" long (0.025mm)	1	1
SHIM16195	Steel shim 6" x 0.002" x 100" long (0.051mm)	1	1
SHIM16245	Steel shim 6" x 0.003" x 100" long (0.076mm)	1	1
SHIM16280	Steel shim 6" x 0.004" x 100" long (0.102mm)	1	1
SHIM16320	Steel shim 6" x 0.005" x 100" long (0.127mm)	1	1
SHIM16330	Steel shim 12" x 0.005" x 120" long (0.127mm)	1	1
SHIM16345	Steel shim 6" x 0.006" x 100" long (0.152mm)	1	1
SHIM16355	Steel shim 12" x 0.006" x 120" long (0.152mm)	1	1
*SHIM16370	Steel shim 6" x 0.007" x 100" long (0.178mm)	1	1
SHIM16380	Steel shim 12" x 0.007" x 120" long (0.178mm)	1	1
SHIM16395	Steel shim 6" x 0.008" x 100" long (0.203mm)	1	1
SHIM16405	Steel shim 12" x 0.008" x 120" long (0.203mm)	1	1
SHIM16450	Steel shim 6" x 0.010" x 100" long (0.254mm)	1	1
SHIM16460	Steel shim 12" x 0.010" x 120" long (0.254mm)	1	1
*SHIM16480	Steel shim 6" x 0.012" x 100" long (0.306mm)	1	1
SHIM16490	Steel shim 12" x 0.012" x 120" long (0.381mm)	1	1
SHIM16530	Steel shim 6" x 0.015" x 100" long (0.381mm)	1	1
SHIM16540	Steel shim 12" x 0.015" x 120" long (0.381mm)	1	1
SHIM16590	Steel shim 6" x 0.020" x 100" long (0.508mm)	1	1
SHIM16600	Steel shim 12" x 0.020" x 120" long (0.508mm)	1	1
*SHIM16630	Steel shim 6" x 0.25" x 100" long (0.63mm)	1	1
*SHIM16660	Steel shim 6" x 0.031" x 100" long (0.78mm)	1	1

Items marked "" are special order.



SHIM PRODUCTS

BRASS SHIM IN A BOX



PRECISION BRAND brass shim stock is half hard, cold rolled cda 260 alloy. One roll per box.

PART	SIZE	MIN. BUY	BOX. QTY
SHIM17135	Brass shim 6" x 0.001" x 100" long (0.025mm)	1	1
SHIM17145	Brass shim 12" x 0.001" x 120" long (0.025mm)	1	1
SHIM17195	Brass shim 6" x 0.002" x 100" long (0.051mm)	1	1
SHIM17205	Brass shim 12" x 0.002" x 120" long (0.051mm)	1	1
SHIM17240	Brass shim 6" x 0.003" x 100" long (0.076mm)	1	1
*SHIM17250	Brass shim 12" x 0.003" x 120" long (0.076mm)	1	1
SHIM17265	Brass shim 6" x 0.004" x 100" long (0.102mm)	1	1
SHIM17275	Brass shim 12" x 0.004" x 120" long (0.102mm)	1	1
SHIM17305	Brass shim 6" x 0.005" x 100" long (0.127mm)	1	1
SHIM17315	Brass shim 12" x 0.005" x 120" long (0.127mm)	1	1
SHIM17330	Brass shim 6" x 0.006" x 100" long (0.152mm)	1	1
*SHIM17340	Brass shim 12" x 0.006" x 120" long (0.152mm)	1	1
SHIM17370	Brass shim 6" x 0.008" x 100" long (0.203mm)	1	1
*SHIM17380	Brass shim 12" x 0.008" x 120" long (0.203mm)	1	1
*SHIM17390	Brass shim 6" x 0.009" x 100" long (0.227mm)	1	1
SHIM17415	Brass shim 6" x 0.010" x 100" long (0.254mm)	1	1
SHIM17425	Brass shim 12" x 0.010" x 120" long (0.254mm)	1	1
*SHIM17427	Brass shim 12" x 0.015" x 120" long (0.381mm)	1	1
SHIM17428	Brass shim 12" x 0.020" x 120" long (0.508mm)	1	1
SHIM17475	Brass shim 6" x 0.015" x 100" long (0.381mm)	1	1
SHIM17495	Brass shim 6" x 0.020" x 100" long (0.508mm)	1	1
SHIM17515	Brass shim 6" x 0.025" x 100" long (0.635mm)	1	1
SHIM17535	Brass shim 6" x 0.031" x 100" long (0.80mm)	1	1

STAINLESS STEEL SHIM IN A BOX



PRECISION BRAND stainless steel shim stock is full hard, cold rolled type 302. One roll per box.

PART	SIZE	MIN. BUY	BOX. QTY
SHIM22125	Stainless shim 6" x 0.001" x 50" long (0.025mm)	1	1
SHIM22150	Stainless shim 6" x 0.002" x 50" long (0.051mm)	1	1
SHIM22160	Stainless shim 12" x 0.002" x 50" long (0.051mm)	1	1
SHIM22185	Stainless shim 12" x 0.003" x 50" long (0.076mm)	1	1
SHIM22195	Stainless shim 6" x 0.004" x 50" long (0.102mm)	1	1
SHIM22205	Stainless shim 12" x 0.004" x 50" long (0.102mm)	1	1
SHIM22220	Stainless shim 6" x 0.005" x 50" long (0.127mm)	1	1
SHIM22230	Stainless shim 12" x 0.005" x 50" long (0.127mm)	1	1
SHIM22240	Stainless shim 6" x 0.006" x 50" long (0.152mm)	1	1
SHIM22250	Stainless shim 12" x 0.006" x 50" long (0.152mm)	1	1
SHIM22285	Stainless shim 6" x 0.008" x 50" long (0.203mm)	1	1
SHIM22295	Stainless shim 12" x 0.008" x 50" long (0.203mm)	1	1
SHIM22320	Stainless shim 6" x 0.010" x 50" long (0.254mm)	1	1
SHIM22330	Stainless shim 12" x 0.010" x 50" long (0.127mm)	1	1
SHIM22365	Stainless shim 6" x 0.015" x 50" long (0.381mm)	1	1
SHIM22375	Stainless shim 12" x 0.015" x 50" long (0.381mm)	1	1
SHIM22390	Stainless shim 6" x 0.020" x 50" long (0.508mm)	1	1
SHIM22400	Stainless shim 12" x 0.020" x 50" long (0.508mm)	1	1
SHIM22410	Stainless shim 6" x 0.025" x 50" long (0.635mm)	1	1

SHIM ASSORTMENTS KITS

PART	SIZE 6" X 12"	MIN. BUY	BOX QTY
SHIM16680	Steel 12 piece, .001, .0015, .002, .003, .004, .005, .006, .007, .008, .010, .012, .015	1	1
SHIM17545	Brass 12 piece, .001, .0015, .002, .003, .004, .005, .006, .007, .008, .010, .012, .015	1	1
SHIM22445	Stainless 8 piece, .001, .002, .003, .005, .008, .010, .015, .020	1	1

SECTION CONTENTS

SINGLE HEAD LED WORK LIGHT	10-137
SINGLE HEAD LED RECHARGEABLE WORK LIGHT . .	10-137
48 LED TWIN HEAD PORTABLE WORK LIGHT . . .	10-138

easybeam



**DESIGNERS
EDGE**

10

LIGHTING

LED PORTABLE WORK LIGHTS



SINGLE HEAD LED WORK LIGHT

L2400S

- Compact, light and cool to touch.
- IP rating 66
 - Dust tight.
 - Sealed against high pressure jets of water.
- Rugged die-cast aluminium housing.
- Durable polyester powder-coat finish.
- 2400 Lumens / CCT:5000k / white reflector /with spd 2.5KV
- Head can be adjusted quickly and without tools.
- Lextare LEDs rated 50,000 hours.
- 24W power consumption.
- 30x longer lifetime *(vs. Halogen life-1500 hour).
- 90% lower energy consumption *(vs. Equivalent 240W halogen light)
- Long 1.8m power cable



SINGLE HEAD LED RECHARGEABLE WORK LIGHT

L800SR

- Portable, light and cool to touch.
- 2 Hours run on full charge.
- IP rating 65
 - Dust tight.
 - Sealed against jetting water.
- Rugged die-cast aluminium housing.
- Durable polyester powder-coat finish.
- 800 Lumens / white reflector / neutral white colour temperature.
- Head can be adjusted quickly and without tools.
- Citizen LEDs rated 50,000 hours.
- 10W power consumption.
- 30x longer lifetime *(vs. Halogen life-1500 hour).
- 90% lower energy consumption *(vs. Equivalent 100W halogen light).
- Rechargeable lithium battery 2pcs/ package 2200mAH.
- 100-240V adaptor with DC jack.

CASTORS

WHEELS

CONVEYORS

TROLLEYS & STRAPS

STORAGE & BOXES

ABRASIVES & WIRE BRUSHES

HAND TOOLS

SPRAYERS

KEY STEEL & SHIM

LIGHTING

OIL CANS & REDUCTEUR

LED PORTABLE WORK LIGHTS



48 LED TWIN HEAD PORTABLE WORK LIGHT

L1322

- 779 Lumens x 2 = 1,558 Total
- 5600k colour temperature
- Steel sled base and adjustable tripod
- Cool to touch
- Die cast housing and steel H-base
- High output mirror reflector
- 2M SAA cord 240 Volt
- High intensity LED's made by LG
- Weatherproof on/off switch - (1) on each work light
- IP rating 44
- ASA Approval No. 145005/01
- Fully detachable base.

SECTION CONTENTS

BILLY CANS	11-141
PAINT POTS	11-141
OIL FILLERS & OIL BOTTLES	11-142
OIL CANS	11-142
FUNNELS	11-142
REDUCTEUR RUST PREVENTION.	11-143



11

OIL CANS & REDUCTEUR

CAMPING EQUIPMENT

CASTORS

WHEELS

CONVEYORS

TROLLEYS & STRAPS

STORAGE & BOXES

ABRASIVES & WIRE BRUSHES

HAND TOOLS

SPRAYERS

KEY STEEL & SHIM

LIGHTING

OIL CANS & REDUCTEUR

BILLY CANS

- Made from tin plate.
- Made with soldered joints.

PART	DESCRIPTION	MIN. BUY	CTN. QTY
CB1	1 litre capacity	6	6
CB2	1.5 litre capacity	6	6
CB3	2 litre capacity	6	6
CB4	3 litre capacity	6	6
CB5	4.5 litre capacity	6	6
CB6	6 litre capacity	6	6



PAINT POTS

- Heavy duty paint pot with solid wire handle.

PART	DESCRIPTION	MIN. BUY	CTN. QTY
CPP	4.5 litre capacity	4	4

All Australian Made



OIL AND PAINT HANDLING

OIL FILLERS & OIL BOTTLES

- Made from galvabond.
- Made with soldered joints.
- Powder coated for durability and appearance.

PART	DESCRIPTION	MIN. BUY	CTN. QTY
C040	3 litre capacity powder coat finish oil filler	1	6
C042	5 litre capacity powder coat finish oil bottle	1	4



OIL CANS

- Pump mechanism made from brass.
- Machined to close tolerances.
- Easily primed and remains primed.
- Trigger and spout made from polished brass for durability and appearance.
- Powder coated for durability.

PART	DESCRIPTION	MIN. BUY	CTN. QTY
C030	300ml rigid spout	1	10
C032	600ml rigid spout	1	10
C036	600ml flexible spout	1	10
C037	150ml handy oil can. Shearers type. Pyramid shape.	1	10



FUNNELS

- Made from premium quality tinplate.
- Comes with stainless steel filter meshes.
- The 174mm and 254mm have interchangeable demountable spouts that can also be used on a standard 5 litre can as a pouring spout.
- Demountable spouts provided makes storage and shipping easier.

PART	DESCRIPTION	MIN. BUY	CTN. QTY
CFS127	127mm straight spout comes with filter	10	10
CFS174	174mm straight spout comes with filter	10	10
CF0174	174mm offset spout comes with filter	10	10
CFS254	254mm straight spout comes with filter	10	10
CF0254	254mm offset spout comes with filter	10	10



All Australian Made

RUST RELEASE & PREVENTION

REDUCTEUR H-72

SUPER RELEASING AGENT
RELEASES RUSTED PARTS IN APPROXIMATELY 30 SECONDS

EASY TO USE LONG LASTING RUST PREVENTION



Rust Released In Seconds

Quickly Free Up Rusted Components

- 1 Remove any excess paint & corrosion with a wire brush
- 2 Spray liberally around the bolt head and exposed thread
- 3 Allow to soak for 30 seconds

Up to **5 YEARS*** Rust Prevention

Simply apply Reducteur H-72 to threads during assembly to prevent rust from forming.

**Proven protection for up to 5 years in acidic environments and 1 year in salty conditions.*

PART	DESCRIPTION	MIN. BUY	CTN. QTY
6100255	300g aerosol	1	12



Ph: 1300 55 22 33

www.ehi.com.au

ABN 61 098 176 991

OUR LOCATIONS

WA

Phone: 08 9406 6333

Fax: 08 9406 6331

West Coast Warehouse

29 Excellence Drive,
Wangara WA 6065

NSW

Phone: 02 9670 0400

Fax: 02 9670 0444

East Coast Warehouse

Unit A2, 57-65 Templar Road,
Erskine Park NSW 2759

Industrial Enquiries

indsales@ehi.com.au

INDCATV7



9 315570 001236