



Guldmann™
Ceiling hoist systems

Ceiling hoist systems



Your choice

There are three main types of Guldmann ceiling hoists to choose from:

Permanently installed systems
GH3 or GH1

Identify the needs:

- **How many lifts are needed each day?**
- **How long does each lifting operation take?**
- **How many carers are available?**
- **What are the rules about carers' working environment?**
- **Does the lifting module or hoist need to be available all the time?**
- **Does the lifting module or hoist need to be available everywhere?**

Guldmann expertise and experience can guide you to the best possible combination of lifting and moving equipment.

Ceiling hoist systems are often an ideal solution for lifting and moving people from one place to another in all kinds of care environments. With the lifting equipment mounted out of the way on the ceiling, you keep the floor space uncluttered making it much easier, quicker and safer to get around.

Ceiling mounted hoist systems can be installed in virtually any indoor space and reach anywhere in any room, furniture and floor coverings are never an issue in the design of the system.

This approach also saves you time, as everything you need for effective lifting and moving is always in place, charged and ready to use as soon as it's needed. The result – more time for the care that really counts.

Guldmann ceiling hoist systems are world-renowned for

- Reliability – with built-in power sources and rapid, effective re-charging
- Comfort – smooth starts and stops, as well as near-silent gliding movement
- Low cost of ownership – notably low operating costs, maintenance expenditure and energy consumption
- Responsiveness – always-on availability, prompt reaction times and dual-speed features
- Safety – sophisticated built-in safety systems, including emergency stop and lowering
- Ease of use – ergonomically correct control units that are comfortable and intuitive to use.

The result – benefits for everyone involved.



**Semi-permanent systems
GH1 or GH1 Q**



**Special hoists designed for transfer
from one rail system to another
GH1 F**

Reaching new heights

Mounting lifting modules in a rail on the ceiling brings a new dimension to the carer's working environment, with documented reductions in stress, strain and injury as well as a big difference in job satisfaction. They enable care staff to deal with most routine handling and lifting tasks on their own.

Ceiling-mounted lifting modules make heavy lifting much easier.

- The lifting equipment is always in place, ready to use immediately
- Much greater lifting height
- Greater freedom of movement and fewer weight limitations.

And if you're the user, you'll feel more comfortable and safe throughout.

Modules make a perfect fit – anywhere

Guldmann ceiling hoists are an integral part of a complete range of lifting equipment that includes rails, hoists and accessories, all designed as modules that work together perfectly. You can combine these modular sections to meet virtually any lifting requirement in any building.

Well-designed rail systems are essential for making sure hoists move quietly, smoothly and with a minimum of friction, using as little power as possible, right across the 175-500 kg capacity range. You can install Guldmann rail systems virtually anywhere, attached to ceilings or walls, or free-standing. You can set them up as a single track, to cover a complete room, or throughout any space you choose. You can opt for unsupported spans of as much as

8 metres, which helps keep interior spaces free of clutter. The modular design also means you can alter and extend these rail systems as needs change, or re-install them elsewhere if required. This all helps ensure a good return on investment that provides long-term benefits.



GH3 Ceiling hoist system

The GH3 system is a modular design concept whose classic yet contemporary appearance makes sure GH3 installations blend perfectly with both new and existing buildings, architectural styles and interior design.

Lots of different modules are available. This makes it easy to adjust GH3 set-ups to match individual needs as regards functionality, specifications and budgets. The GH3 system is easy to install and straightforward for everyone to use. This makes lifting procedures easy, safe and comfortable for everyone involved. Among the prime advantages of the GH3 system are that it is always ready to use, and that it is specifically designed for heavy-duty use under the kinds of conditions encountered in professional care environments.

GH rail system

Three different types of rails are available as part of the GH3 system, each specially designed for particular spans and lifting weights. Combining these appropriately makes installation an easy, rapid process. The GH rails can be mounted on the ceiling, on walls or on supporting pillars – or any combination of these. The unsupported span can be as much as 8 metres, depending on the combination of rail types specified and which weights the system must be capable of bearing.

Combi-lock, switch track and turntable units make it even easier to configure the rail systems for any particular needs or any specific building, either within one room or as combination systems.

The GH rails are designed to be easy to integrate into suspended ceilings. If the rails are mounted on the ceiling itself, they can be made to blend discreetly into the surroundings by the use of colour or decoration.

The ceiling hoists move near-silently along the rails using only a bare minimum of current. Transitions from one rail section to another are virtually unnoticeable, ensuring maximum comfort.

GH3 lifting modules



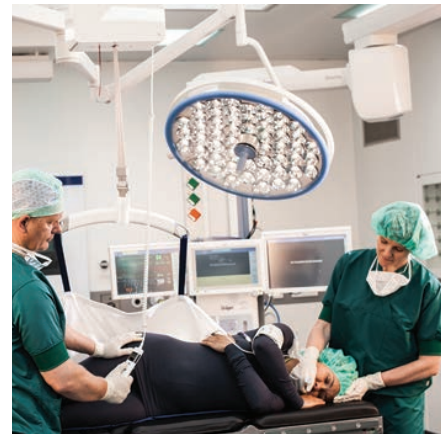
The GH3 system features lifting modules capable of lifting as much as 350 kg with one lifting strap and 500 kg with two straps, depending on how the particular module is configured. Lifting speeds are up to 60 mm/sec, depending on configuration.

The batteries in the GH3 lifting modules are recharged continuously, regardless of where in the system the module happens to be at any particular time. GH3 lifting modules are fitted with quick-release mechanisms that make it quick and easy to disconnect the lifting module from the rail, and the lifting hanger from the lifting module.

GH3 lifting modules are also available with an integrated drive motor, an integrated weighing system and a cordless remote control unit.

With Guldmann CareLift Management (CLM) software, all data about how the system has been used is logged and recorded. This data can be downloaded as documentation as well as for subsequent analysis with a view to improving and fine-tuning lifting procedures, for greater efficiency and comfort.

With Guldmann service software, the operation of each lifting module can be monitored continuously. The display automatically shows when any kind of service is required.





GH3 Lifting modules



reddot design award
honourable mention 2009



1

GH3

Lifting module. User-friendly and extremely powerful and fast lifting module for permanent installation.
Lifting capacity 200 or 250 kg
See table on page 18

2

GH3+

Lifting module similar to GH3, but with options like integrated scale, CareLift Management and Service monitoring system and even faster lifting speed.
Lifting capacity 200, 250, 300 or 350 kg
See table on page 18

3

GH3/GH3+ with drive motor

For horizontal movement of the lifting module in the rail system the GH3 and GH3+ are available with drive motor. They can be operated with standard hand control (with cord) or with optional infra red (IR) remote control.
See table on page 18



4

GH3 Twin

Heavy Duty lifting module with double lifting strap. Lifting capacity 250 or 500 kg
See table on page 18



Optional modules for GH3+



CareLift Management (CLM) module for GH3+

Registering lifting use

The optional CLM module for the GH3+ ceiling hoist provides reliable data about the number and types of lifts over a given period. This data is available as a downloadable spread for use in standard types of spreadsheet software, and as documentation for how the hoist has been used.

View information either since last reset or for entire life span activities

- Total number of lifts
- Number of lifts exceeding 150 kg
- Total number of lifts converted to normal lifts^{x)}
- Duration of lift
- Number of lifts last week
- Average lifts per week (based on life span activities)
- Number of weighings (for hoists w. digital scale module)

The module can also be used to provide information about the exact type of hoist being used and to assign a name/ID to each particular lifting module.

^{x)} Normal lifts (1 metre – 85 kg)

Scale module for GH3+

Scale built into the hoist

This optional scale module is ideal for anywhere it is important to monitor changes in users' weight. Each user's weight is clearly and accurately shown in the display on the hand control.

Because the scale module is part of the hoist, it frees up as much as 30 cm of lifting height compared to solutions where the scale unit is separate.

Having the scales module fully integrated into the actual hoist frees up time and resources, because users can now be weighed at the same time as being lifted and moved.

The scales module is available as an option for the GH3+ ceiling hoist.

Easy to calibrate

The GH3+ scale module is a scales system which provides weighing that is just as accurate as medically certified scales. The GH3+ scales can be calibrated easily by any any Guldmann certified technician.



Service module for GH3+

Service details at hand

The optional GH3+ service module provides information about when the next scheduled safety inspection/service is due.

The module can be used to vary the desired service intervals between 3-24 months for individual reasons. However, it should be noted that EU regulations stipulate that service is carried out with maximum intervals of 12 months.

The counter is reset by a Guldmann certified technician when safety inspections/service are carried out or when specific items are replaced.

Including updates

A visiting Guldmann technician can also carry out a number of updates. Guldmann regularly releases software updates that improve the functionality of the system, and these updates can quickly be uploaded during the annual safety inspection/service.

A visiting technician can also:

- Adjust the lifting speed, if required (GH3+)
- Reset the counter when the lifting strap, timing belt or battery is replaced
- Calibrate the scales module (GH3+) (if fitted)
- Disconnect the acoustic signal that indicates when the lifting module is not charging from the rail
- Adjust speed for horizontal drive



GH1 Ceiling hoist system

The GH1 ceiling hoist system makes full use of the innovative and robust GH3 technology including its design, functionality and cost-effectiveness. The GH1 ceiling hoist system meets all the day to day lifting requirements encountered in smaller environments such as private homes, group homes or homeless shelters. The discreet, classic design of the GH1 system means it takes up very little space.

Just as in the GH3 ceiling hoist system for professional use, the GH1 system enables carers to lift and move users without risking back strain.

GH1 lifting modules

A GH1 lifting module quickly, safely and effectively lifts weights of up to 175, 205 or even 255 kg (GH1 F). Quicker lifting frees up more time for all-important nursing and caring duties. The control system for raising and lowering is easy and intuitive, using a prize-winning, ergonomically correct hand control.

The GH1 lifting module is fitted with the same lifting hanger used in the GH3 ceiling hoist system. This makes it easy and safe to attach the lifting hanger, and to use the full range of Guldmann lifting slings and other lifting accessories.

There are three different versions of GH1 lifting modules to choose from depending on the specific lifting and handling needs in the care environment.

GH1

The GH1 is a strong, powerful and fast lifting module for permanent installation.

GH1 Q

The GH1 Q version has a quick release system which makes it very easy to click-on and click-off the lifting module from the rails if it from time to time is necessary to relocate the lifting module to another room or residence.

The relocation of the lifting module can be accomplished without any use of tools.

GH 1F

The GH1 F is a flexible lifting module that is easy to move from one room to another by utilising the transport and storage trolley. It installs and removes itself automatically from the rail system, and thereby eliminates any lifting, stretching or straining by the care staff in the process of relocating and installing the hoist.

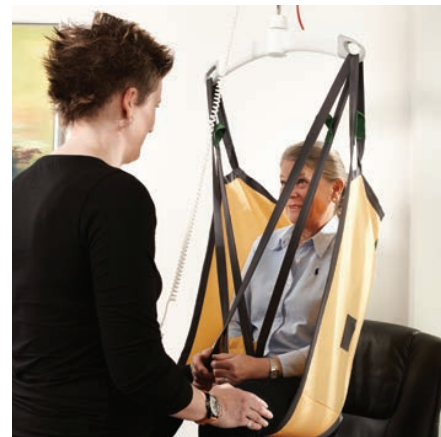
GH rail system


The GH1 ceiling hoist system is available with 3 different types of rails each specially designed for particular spans and lifting weights. Combining these appropriately makes installation an easy, rapid process.

In addition to rails for mounting on walls and ceilings, the GH1 system features a free-standing rail system. These rails are easy to adjust in both height and width, providing an ideal way to deal with any temporary need for lifting help.

The GH1 ceiling hoist system differs from its GH3 counterpart in that the lifting modules do not recharge on the rail. Instead, recharging is done by placing the hand control (which is linked to the lifting module a cable) in the GH1 recharging dock, which is connected to a main power supply. Recharging normally takes 2 – 3 hours, and a fully charged GH1 lifting module can handle normal day-to-day lifting for up to two weeks (based on 55 lifts of one metre of 85 kg each).

Both the lifting module and the rail systems are easy to decorate so that they match or blend into the interior design of the space in which they are used. The GH1 lifting modules can be mounted in most types of rails.





GH1 and GH1 Q Lifting modules



2 GH1 Q

GH1 lifting module with a quick release system which makes it easy to click on and click off the lifting module from the rails for relocating. Lifting capacity 175 or 205 kg
See table on page 18



1 GH1

Lifting module. User-friendly, powerful and fast lifting module for permanent installation and for installation in free-standing rail system. Lifting capacity 175 or 205 kg.
See table on page 18

GH1 covers

The GH1 lifting module is delivered standard with a choice of 4 different cover designs.

Recharging dock

GH1 lifting module is recharged by placing the hand control in the recharging dock. The hoist is fully charged in 2-3 hours.



GH1 F Lifting module



With the GH1 F you can decide to install rails in more or all of the rooms and settle with a few lifting modules that in the day-to-day care can easily be moved from one room to another

GH1 F Lifting module



3 GH1 F

Flexible lifting module that can be moved from one rail system to another. It installs and removes itself automatically from the rail system. Lifting capacity 175, 205 or 255 kg.
See table on page 18

4 Transport trolley for GH1 F

GH1 F transport and storage trolley 554266



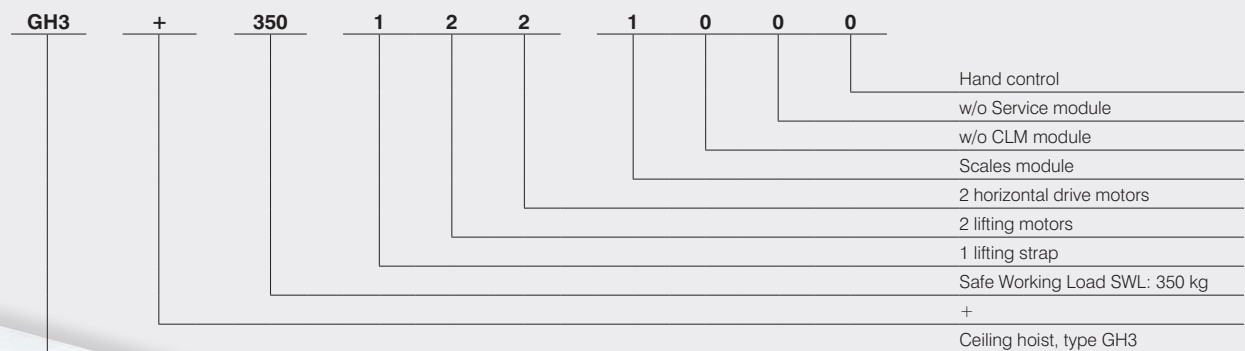
GH1 and GH3 Lifting modules

Technical specifications

GH Lifting modules, configurations									
Guldmann hoist type	Product line	Load in kg	Number of lifting straps	Number of lifting motors	Additional functions ^{x)}	Scales module	CLM module	Service module	User interface
GH3	(x)	xxx	x	x	x	x	x	x	x
GH3		200	1	1	1	None : 0 Scale : 1	None : 0 CLM : 1	None : 0 Service : 1	Hand control : 0 IR : 1
		250	1	1	1				
	+	200	1	1	1				
		250	1	1	1				
		300	1	2	2				
	Twin	350	1	2	2				
		250	2	2	0				
		500	2	4	0				
GH1		175	1	1					Hand control : 0
	205	1	1						
GH1 F		175	1	1	4				Hand control : 0
		205	1	1	4				
		255	1	1	4				
GH1 Q		175	1	1	5				Hand control : 0
		205	1	1	5				

Example: GH3+ 350 122 1000

GH3	+	350	1	2	2	1	0	0	0
-----	---	-----	---	---	---	---	---	---	---



- x) 1: 1 horizontal drive motor
- 2: 2 horizontal drive motors
- 4: Installation motor
- 5: Quick release



Guldmann GH2 and GH3 Ceiling Lift Systems were the first, and at this time the only, to pass testing and receive UL/CSA Certification on the entire system. This will give our customers and users great comfort in knowing that all essential components in a GH2/GH3 system are UL/CSA approved, and that the Guldmann Production facility is inspected multiple times every year.